

MasterCut

Tool Corp.

*The Cutting Edge **M**astered*



English - Español



INTERNATIONAL PRODUCT CATALOG
ENDMILLS • DRILLS • BURS
CATALOGO INTERNACIONAL DE PRODUCTOS
FRESAS • BROCAS • LIMAS ROTATIVAS

1985	Incorporated in Safety Harbor, Florida	Incorporado en Safety Harbor, Florida
1986	Form grinding and brazing operations are added	Se añaden operaciones de rectificado y soldadura fuerte
1989	Company builds its first machine for manufacturing burs	La compañía construye su primera máquina para fabricar limas rotativas
1989	First CNC machine is purchased to help with quality and growth	Se compra la primera máquina CNC para ayudar con la calidad y el crecimiento
1991	Production of endmills commences	Comenzar a producir endmills
1994	5 and 6 axis CNC machines purchased for volume production of burs, endmills and drills	Máquinas CNC de 5 y 6 ejes compradas para la producción en volumen de limas, fresas y brocas
1995	Laser marking introduced; laser inspection systems implemented	Marcaje láser introducido; sistemas de inspección láser implementados
1999	Cell concept introduced in a new facility for greater production and quality control	Se introdujo el concepto de celda en una nueva instalación para una mayor producción y control de calidad
2002	Production of spiral router bits, drills, and reamers commences	Comienza la producción de routers, brocas, y escariadores
2003	ISO 9001:2000 certification achieved; first coating machine purchased	Certificación ISO 9001: 2000 obtenida; primera máquina de recubrimiento comprada
2004	MAP, Mastercut's Automated Production system developed	MAP, el sistema de producción automatizado de Mastercut desarrollado
2005	CNC1st team (Customers' Needs Come 1st) implemented; second coating machine added	Equipo de CNC1st (Las necesidades de los clientes vienen primero) implementado; segunda máquina de recubrimiento añadido
2006	Production begins on high-performance endmills, drills, and miniature tooling	La producción comienza en fresas de alto rendimiento, brocas y herramientas en miniatura.
2009	ISO 9001:2008 certification achieved	Certificación ISO 9001: 2008 obtenida
2011	New surface treatments introduced	Nuevos tratamientos superficiales introducidos
2013	Nano coatings and Pro+ performance tools introduced	Nano recubrimientos y herramientas de Pro+ rendimiento introducidas
2015	Mastercut celebrates 30th anniversary, and facility expansion	Mastercut celebra el 30 aniversario y la expansión de las instalaciones.
2016	Warehouse expansions in USA and Europe	Ampliaciones de almacén en USA y Europa.
2018	ISO 9001:2015 certification achieved	Certificación ISO 9001: 2015 obtenida
2020	Mastercut celebrates 35 years of quality and innovation	Mastercut celebra 35 años de calidad e innovación

Today

Mastercut Tool Corp. celebrates over 3 decades as a world class carbide cutting tool manufacturer. From inception to the present, our goal is providing the highest quality products and services to our customers. All products are still manufactured in Florida, using state of the art equipment, skilled craftsmen and our exclusive MAP technology.

Our Thanks to Our Loyal Customers and Associates

Our history would not be possible without the support of all those associated with us. We thank all of our customers and associates, as well as our community, for your dedication and loyalty. We pledge to continuously improve for you!

Actualmente

Actualmente Mastercut Tool Corp. está celebrando tener mas de tres décadas como fabricante a nivel mundial, de herramientas de corte en carburo de tungsteno de primera calidad. Desde nuestro comienzo hasta la actualidad, nuestro objetivo ha sido proporcionar productos y servicios de la más alta calidad a nuestros clientes. Todos nuestros productos son fabricados en Florida a través del uso de equipos de vanguardia, trabajadores capacitados y nuestra exclusiva tecnología MAP.

Nuestro agradecimiento a nuestros clientes y asociados leales

Nuestra historia no habría sido posible sin el apoyo de todos nuestros asociados. Agradecemos a todos nuestros clientes y asociados, así como a nuestra comunidad, por su dedicación y lealtad. ¡Nos comprometemos a mejorar continuamente para ustedes!

TABLE OF CONTENTS - Tabla de Contenido

About Mastercut: Our History
 Nuestra Historia 2





















STANDARD ENDMILLS - FRESAS ESTÁNDAR (Page 12)		Cermet	Hardened H	Cast Iron K	Titanium S	Non-Ferrous N	Stainless M	Steel P
	Square Endmills Fresa Punta Recta16	Cermet		Cast Iron K	Titanium S	Non-Ferrous N	Stainless M	Steel P
	Ball Endmills Punta Esferica19	Cermet		Cast Iron K	Titanium S	Non-Ferrous N	Stainless M	Steel P
	Corner Radius Endmills Fresa Con Radio Angulado22	Cermet		Cast Iron K	Titanium S	Non-Ferrous N	Stainless M	Steel P
	50° Corner Radius Endmills Fresa Con Radio Angulado 50 Grados De Angulo.24	Cermet		Cast Iron K	Titanium S	Non-Ferrous N	Stainless M	Steel P
	6 Flute Square Endmills Fresa Punta Recta 6 Filos26			Cast Iron K	Titanium S		Stainless M	Steel P
	Square End Double End Endmills Fresas Punta Recta27	Cermet		Cast Iron K	Titanium S	Non-Ferrous N	Stainless M	Steel P
	Ball End Double End Endmills Fresas Punta Esferica - Doble Punta Fresas28	Cermet		Cast Iron K	Titanium S	Non-Ferrous N	Stainless M	Steel P
	90° Drill Mills Broca Fresa 90 Grados De Angulo.29	Cermet		Cast Iron K	Titanium S	Non-Ferrous N	Stainless M	Steel P
	Square End, Straight Flute Endmills Broca Fresa 90 Grados De Angulo.30		Hardened H	Cast Iron K				Steel P
	Ball End, Straight Flute Endmills Fresa Punta Esferica, Fresa Filo Recto31		Hardened H	Cast Iron K				Steel P
	Square End Mini Mills Microfresas Punta Recta.32	Cermet		Cast Iron K	Titanium S	Non-Ferrous N	Stainless M	Steel P
	Ball End Mini Mills Microfresas Punta Esferica.33	Cermet		Cast Iron K	Titanium S	Non-Ferrous N	Stainless M	Steel P
	Short Flute Square Endmills Fresa Punta Recta Corta.34	Cermet		Cast Iron K	Titanium S	Non-Ferrous N	Stainless M	Steel P
	Short Flute Ball Endmills Fresa Punta Esferica Corta.35	Cermet		Cast Iron K	Titanium S	Non-Ferrous N	Stainless M	Steel P
	Short Flute Reduced Shank Square Endmills Fresa Punta Recta Corta.36	Cermet		Cast Iron K	Titanium S	Non-Ferrous N	Stainless M	Steel P

TABLE OF CONTENTS - Tabla de Contenido

		Cermet	Hardened	Cast Iron	Titanium	Non-Ferrous	Stainless	Steel
			H	K	S	N	M	P
	Short Flute Reduced Shank Ball Endmills Fresa Punta Esferica Corta37	Cermet		Cast Iron K	Titanium S	Non-Ferrous N	Stainless M	Steel P
	Short Flute Necked Square Endmills Fresa Punta Recta Corta Con Cuello38	Cermet		Cast Iron K	Titanium S	Non-Ferrous N	Stainless M	Steel P
	Short Flute Necked Ball Endmills Fresa Punta Esferica Corta Con Cuello39	Cermet		Cast Iron K	Titanium S	Non-Ferrous N	Stainless M	Steel P
	Short Flute Necked Corner Radius Endmills Fresa Corta Con Radio Angulado Con Cuello 40	Cermet		Cast Iron K	Titanium S	Non-Ferrous N	Stainless M	Steel P
	Extra Long Square Endmills Fresa Extra Larga Punta Recta42	Cermet		Cast Iron K	Titanium S	Non-Ferrous N	Stainless M	Steel P
	Extra Length Ball Endmills Fresa Extra Larga Punta Esferica43	Cermet		Cast Iron K	Titanium S	Non-Ferrous N	Stainless M	Steel P










HIGH PERFORMANCE ENDMILLS - FRESAS DE ALTO RENDIMIENTO (Page 44)		Cermet	Hardened	Cast Iron	Titanium	Non-Ferrous	Stainless	Steel
			H	K	S	N	M	P
	V4, V5, HY5 Tool Features Modelos V4, V5, Hy548	Cermet	Hardened H	Cast Iron K	Titanium S		Stainless M	Steel P
	F45, AxMill, HyperMill and AlumaZip Tool Features Modelos F45, Axmill, Hypermill & Alumazip49	Cermet	Hardened H	Cast Iron K	Titanium S		Stainless M	Steel P
	V4 Square Endmills Fresa Punta Recta Serie V450	Cermet	Hardened H	Cast Iron K	Titanium S		Stainless M	Steel P
	V4 Ball Endmills Fresa Punta Esferica Serie V452	Cermet	Hardened H	Cast Iron K	Titanium S		Stainless M	Steel P
	V4 Corner Radius Endmills Fresa Con Radio Angulado Serie V454	Cermet	Hardened H	Cast Iron K	Titanium S		Stainless M	Steel P
	V5 Square Endmills Fresa Punta Recta Serie V561	Cermet	Hardened H	Cast Iron K	Titanium S		Stainless M	Steel P
	V5 Ball Endmills Fresa Punta Esferica Serie V562	Cermet	Hardened H	Cast Iron K	Titanium S		Stainless M	Steel P
	V5 Corner Radius Endmills Fresa Con Radio Angulado Serie V563	Cermet	Hardened H	Cast Iron K	Titanium S		Stainless M	Steel P
	HY5 Square Endmills Fresa Punta Recta Serie HY564	Cermet	Hardened H	Cast Iron K	Titanium S		Stainless M	Steel P

TABLE OF CONTENTS - Tabla de Contenido



























		Cermet	Hardened	Cast Iron	Titanium	Non-Ferrous	Stainless	Steel
		H	K	S	N	M	P	
	HY5 Corner Radius Endmills Fresa Punta Esferica Serie HY5. 65	Cermet	Hardened H	Cast Iron K	Titanium S		Stainless M	Steel P
	F45 6FL Square Endmills Fresa Punta Recta 6 Filos Serie F45 70	Cermet	Hardened H	Cast Iron K	Titanium S		Stainless M	Steel P
	F45 6FL Corner Radius Endmills Fresa Con Radio Angulado 6 Filos Serie F45 71	Cermet	Hardened H	Cast Iron K	Titanium S		Stainless M	Steel P
	Ball Necked Mold Mills Fresa Con Cuello Punta Esferica Para Moldes 72	Cermet	Hardened H	Cast Iron K	Titanium S		Stainless M	Steel P
	Ball Necked Extended Reach Mold Mills Fresa Con Cuello Extendido Punta Esferica Para Moldes 72	Cermet	Hardened H	Cast Iron K	Titanium S		Stainless M	Steel P
	3FL 60° Helix Twister Mills 3 Filos Angulo 60 Grados Serie Twistermills 73				Titanium S		Stainless M	Steel P
	Roughers - Coarse Pitch Fresa Para Desbaste Grueso 74	Cermet	Hardened H	Cast Iron K	Titanium S	Non-Ferrous N	Stainless M	Steel P
	Roughers - Fine Pitch Fresa Para Desbaste Fino 75	Cermet	Hardened H	Cast Iron K	Titanium S	Non-Ferrous N	Stainless M	Steel P
	Roughers - Medium Pitch Fresa Para Desbaste Mediano 76	Cermet	Hardened H	Cast Iron K	Titanium S	Non-Ferrous N	Stainless M	Steel P
	AxMills - Square End Fresa Punta Recta Serie Axmills 77					Non-Ferrous N		
	AxMills - Corner Radius Fresa Con Radio Angulado Para Rompevirutas Serie: Axmills. . . 78					Non-Ferrous N		
	AxMills - Square End Chipbreaker Fresa Punta Recta Rompevirutas Serie: Axmills 79					Non-Ferrous N		
	AxMills - Corner Radius Chipbreaker Fresa Con Radio Angulado Para Rompevirutas Serie: Axmills . . . 80					Non-Ferrous N		
	45° HyperMills Angulo 45 Grados Hypermills. 81					Non-Ferrous N		
	55° AlumaZips Angulo 55 Grados Alumazips 81					Non-Ferrous N		

TABLE OF CONTENTS - Tabla de Contenido

PRO+ PERFORMANCE ENDMILLS - FRESAS DE PRO+ RENDIMIENTO (Page 82)

	Cermet	Hardened	Cast Iron	Titanium	Non-Ferrous	Stainless	Steel
		H	K	S	N	M	P
 V4 Pro+ Square Endmills Fresas V4 con Punta Recta Pro+84		H	K	S		M	P
 V4 Pro+ Ball Endmills Fresas V4 con Punta Esferica Pro+86		H	K	S		M	P
 V4 Pro+ Corner Radius Endmills Fresas V4 con Radio Angulado Pro+88		H	K	S		M	P
 V5 Pro+ Square Endmills Fresas V5 con Punta Recta Pro+93		H	K	S		M	P
 V5 Pro+ Ball Endmills Fresas V5 con Punta Esferica Pro+94		H	K	S		M	P
 V5 Pro+ Corner Radius Endmills Fresas V5 con Radio Angulado Pro+95		H	K	S		M	P
 HY5 Pro+ Square Endmills Fresas HY5 con Punta Recta Pro+96		H	K	S		M	P
 HY5 Pro+ Corner Radius Endmills Fresas HY5 con Radio Angulado Pro+97		H	K	S		M	P
 F45 Pro+ Square Endmills Fresas F45 con Punta Recta Pro+102		H	K	S		M	P
 F45 Pro+ Corner Radius Endmills Fresas F45 con Radio Angulado Pro+103		H	K	S		M	P
 V7 Pro+ Endmills Fresas V7 Pro+103		H	K	S		M	P

CARBIDE DRILLS - BROCAS DE CARBURO (Page 104)












	Cermet	Hardened	Cast Iron	Titanium	Non-Ferrous	Stainless	Steel
		H	K	S	N	M	P
 2 Flute Jobber Drills Brocas Serie Estandard107		H	K	S	N	M	P
 3 Flute Jobber Drills Brocas Serie Estandard108		H	K	S	N	M	P
 Stub Drills Brocas Serie Corta110		H	K	S	N	M	P
 Medium Length Drills Brocas Largo Mediano111		H	K	S	N	M	P
 Spade Drills Brocas de Espada113		H	K	S	N	M	P
 NC Spotting Drills Brocas de Puntear NC114		H	K	S	N	M	P
 Drill and Countersink / Center Drills Brocas de Centro115		H	K	S	N	M	P

TABLE OF CONTENTS - Tabla de Contenido

	Cermet	Hardened	Cast Iron	Titanium	Non-Ferrous	Stainless	Steel
 Countersinks, 1 Flute Avellanadores, 1 Filos116			K	S	N	M	P
 Countersinks, 3 Flute Avellanadores, 3 Filos117			K	S	N	M	P
 Countersinks, 6 Flute Avellanadores, 6 Filos118			K	S	N	M	P
 Chamfer Tools Herramienta Chaflán119	H	K	S	N	M	P	

HIGH PERFORMANCE DRILLS - BROCAS DE ALTO RENDIMIENTO (Page 120)



Hurricane Drill High Performance Features
Características de las Brocas Huracanadas Para Alto Desempeño . .121

 Hurricane 3xD Brocas Huracanada 3xD Con y Sin Refrigeracion Interna . 122	H	K	S	N	M	P	
 Hurricane 5xD Brocas Huracanada 5xD Con y Sin Refrigeracion Interna .127	H	K	S	N	M	P	
 Hurricane 8xD Brocas Huracanada 3xD Con Refrigeracion Interna132	H	K	S	N	M	P	

BURS - LIMAS ROTATIVA (Page 136)














 SA Burs - Cylindrical Shape without End Cut Limas Rotativas SA - Forma Cilindrica Sin Corte Frontal 139	H	K	S		M	P	
 SB Burs - Cylindrical Shape with End Cut Limas Rotativas SB - Forma Cilindrica Con Corte Frontal. . . . 140	H	K	S		M	P	
 SC Burs - Radius Cylindrical Shape Limas Rotativas SC - Forma Cilindrica Radial141	H	K	S		M	P	
 SD Burs - Ball Shape Limas Rotativas SD - Forma Esferica 142	H	K	S		M	P	
 SE Burs - Oval Shape Limas Rotativas SE - Forma Ovalada 143	H	K	S		M	P	
 SF Burs - Radius Tree Shape Limas Rotativas SF - Forma Arbol Radial 144	H	K	S		M	P	
 SG Burs - Pointed Tree Shape Limas Rotativas SG - Forma Arbol Puntiaguda 145	H	K	S		M	P	

TABLE OF CONTENTS - Tabla de Contenido

Cermet	Hardened	Cast Iron	Titanium	Non-Ferrous	Stainless	Steel
	H	K	S	N	M	P

	SH Burs - Flame Shape Limas Rotativas SH - Forma De Flama	146
	SJ Burs - 60° Included Cone Shape Limas Rotativas SJ - Forma de Cono 60°	147
	SK Burs - 90° Included Cone Shape Limas Rotativas SK - Forma de Cono 90°	147
	SL Burs - Radius Cone Shape Limas Rotativas SL - Forma De Punta Conica Radial	148
	SM Burs - Pointed Cone Shape Limas Rotativas SM - Forma De Punta Conica	149
	SN Burs - Inverted Cone Shape Limas Rotativas SN - Forma de Cono Invertida	150

H	K	S	M	P
H	K	S	M	P
H	K	S	M	P
H	K	S	M	P
H	K	S	M	P
H	K	S	M	P

BURS - ROUTERS AND SPECIAL APPLICATION LIMAS ROTATIVAS - ROUTERS Y APLICACIÓN ESPECIAL

	Fiberglass Routers Fresas de Carburo Para Fibras de Vidrio	151
	Diemills Diemills	152
	Piloted Diemills Piloted Diemills	153
	Tire Burs Limas Para Neumaticos	154

N/A					
H	K	S	M	P	
H	K	S	M	P	
N/A					

BUR SETS - CONJUNTOS DE LIMAS ROTATIVAS

	Plastic Pouch Bur Sets Conjuntos de Limas Roativas en Estuche de Plastico	154
	12 Piece Plastic Box Bur Sets Conjuntos de 12 Piezas de Limas Rotativas En Caja de Plastico	155
	24 Piece Countertop Displays Conjuntos de 24 Piezas de Limas Rotativas en Display Acrilico	155

H	K	S	M	P
H	K	S	M	P
H	K	S	M	P

TABLE OF CONTENTS - Tabla de Contenido



















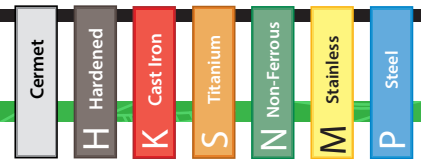
FRACTIONAL PRODUCTS - PRODUCTOS FRACCIONADOS (Page 156)		Cermet	Hardened	Cast Iron	Titanium	Non-Ferrous	Stainless	Steel
		H	K	S	N	M	P	
	Fractional Square Endmills Fresas Fraccional Punta Recta 160	Cermet		K	S	N	M	P
	Fractional Ball Endmills Fresas Fraccional Punta Esferica 161	Cermet		K	S	N	M	P
	Fractional Corner Radius Endmills Fresas Fraccional Radio Angulado. 162	Cermet		K	S	N	M	P
	Fractional 90° Drill Mills Broca Fresa Fraccional 90 Grados De Angulo 163	Cermet		K	S	N	M	P
	Fractional Square End Mini Mills Microfresas Fraccional Punta Recta 164	Cermet		K	S	N	M	P
	Fractional Ball End Mini Mills Microfresas Fraccional Punta Esferica 165	Cermet		K	S	N	M	P
	Fractional V4 Square Endmills Fresas Fraccional V4 Punta Recta 166	Cermet	H	K	S		M	P
	Fractional V4 Ball Endmills Fresas Fraccional V4 Punta Esferica 167	Cermet	H	K	S		M	P
	Fractional V4 Corner Radius Endmills Fresas Fraccional V4 Radio Angulado 168	Cermet	H	K	S		M	P
	Fractional V5 Square Endmills Fresas Fraccional V5 Punta Recta 169	Cermet	H	K	S		M	P
	Fractional V5 Ball Endmills Fresas Fraccional V5 Punta Esferica 170	Cermet	H	K	S		M	P
	Fractional V5 Corner Radius Endmills Fresas Fraccional V5 Radio Angulado 171	Cermet	H	K	S		M	P
	Fractional F45 6 Flute Square Endmills Fresas Fraccional F45 6 Filos Punta Recta 172	Cermet	H	K	S		M	P
	Fractional F45 6 Flute Corner Radius Endmills Fresas Fraccional F45 6 Filos Radio Angulado. 173	Cermet	H	K	S		M	P
	Fractional Square End AxMills Fresas Fraccional Punta Recta Axmills. 174					N		
	Fractional Jobber Drills Brocas Fraccional Largo Estandard 175	Cermet	H	K	S	N	M	P
	Fractional Spade Drills Brocas Espada Fraccional Largo Estandard 178	Cermet	H	K	S	N	M	P
	Fractional NC Spotting Drills Brocas Fraccional NC Para Punteo 179	Cermet	H	K	S	N	M	P

TABLE OF CONTENTS - Tabla de Contenido














		Cermet	Hardened	Cast Iron	Titanium	Non-Ferrous	Stainless	Steel
	Fractional Drill and Countersink/Centerdrill Brocas Fraccional de Centro 180	Cermet	H	K	S	N	M	P
	Fractional SA Burs - Cylindrical Shape without End Cut Limas Rotativas Fraccional SA - Forma Cilindrica Sin Corte Frontal 181		H	K		N	M	P
	Fractional SB Burs - Cylindrical with Endcut Limas Rotativas Fraccional SB - Forma Cilindrica Con Corte Frontal 182		H	K		N	M	P
	Fractional SC Burs - Radius Cylindrical Shape Limas Rotativas Fraccional SC - Forma Cilindrica 183		H	K		N	M	P
	Fractional SD Burs - Ball Shape Limas Rotativas Fraccional SD - Forma Esferica 184		H	K		N	M	P
	Fractional SE Burs - Oval Shape Limas Rotativas Fraccional SE - Forma Ovalada 185		H	K		N	M	P
	Fractional SF Burs - Radius Tree Shape Limas Rotativas Fraccional SF - Forma Arbol Radial 186		H	K		N	M	P
	Fractional SG Burs - Pointed Tree Shape Limas Rotativas Fraccional SG - Forma Arbol Puntiaguda 187		H	K		N	M	P
	Fractional SH Burs - Flame Shape Limas Rotativas Fraccional SH - Forma De Flama 188		H	K		N	M	P
	Fractional SL Burs - Radius Cone Shape Limas Rotativas Fraccional SL - Forma De Punta Conica Radial 188		H	K		N	M	P
	Fractional SM Burs - Pointed Cone Shape Limas Rotativas Fraccional SM - Forma De Punta Conica 189		H	K		N	M	P



TABLE OF CONTENTS - Tabla de Contenido

COATINGS - RECUBRIMIENTOS (Page 190)



Mastercut Coating Options

Opciones de Recubrimientos de Mastercut Tool Corporation . 190

Available Coatings 192

Nuestros Revestimientos Disponibles. 193

TECHNICAL INFORMATION - INFORMACION TECNICA (Page 194)

Technical Information 195

Informacion Tecnica 196

Technical Information for AxMills

Informacion Tecnica para AxMills 197

Technical Information for HP Drills

Informacion Tecnica Para Las Brocas de Alto Rendimiento . . . 197

Mastercut Troubleshooting Guides

Guia de Solucion General de Fallas Mastercut 198

Troubleshooting Guide Solution Keys

Guia De Solucion General De Fallas 201

Technical Information Materials Groupings

Informacion Tecnica Para Grupos de Materiales 202

Technical Information for Endmills

Informacion Tecnica Para Fresas de Carburo 204

Technical Information for HP Endmills

Informacion Tecnica para Fresas de Carburo de Alto Rendimiento . . . 206

TERMS AND CONDITIONS - TERMINOS Y CONDICIONES (Page 208)

Terms and Conditions 208

Terminos y Condiciones 208

STANDARD ENDMILLS

FRESAS ESTÁNDAR



- **Square End** - Punta Recta
- **Ball End** - Punta Esferica
- **Corner Radius** - Radio Angulado
- **Double End** - Doble Punta
- **Drill Mills** - Broca Fresa
- **Mini Mills** - Microfresas



Customers' Needs Come First! This is what truly matters to us. To ensure you the fastest possible service, we have assembled simulation, engineering, production scheduling, customer service, and inventory personnel into one unit. They collaborate on any and all special requests from you, the moment your request is received. They are dedicated and qualified to assist you with solutions, fast!












¡Las necesidades de los clientes son lo primero! Esto es lo que realmente nos importa. Para garantizarle el servicio más rápido posible, hemos reunido el personal de simulación, ingeniería, programación de producción e inventario en una unidad, en la que pueden colaborar en cualquiera y todas sus solicitudes especiales, en el momento en que se recibe su solicitud. Están dedicados y calificados para asistirlo con soluciones, ¡rápido!

LEGENDS

Leyendas



Features

Rasgos

	2 Flutes		Multi-Flute		Ball End
	2 Filos		Multi-Filos		Fresa Punta Esferica
	3 Flutes		Plain Shank		Double End Sq.
	3 Filos		Zanco Estandard		Fresa de Doble Punta Cuadrada
	4 Flutes		Corner Radius		Double End Ball
	4 Filos		Fresa Con Radio Angulado		Fresa Doble Pluta Esferica
	6 Flutes		Square End		
	6 Filos		Fresa Punta Recta		

Coatings

Revestimientos

	PowerA		Uncoated
	PowerA (Aluminum Titanium Nitride AlTiN)		sin recubrimiento

Superior Carbide Blend El Grado Superior de Carburo

Mastercut's Superior Carbide Blend – A-Gr-SiV (Active Grain Sized Volume)

Our superior tungsten carbide gives you the ability to be **aggressive** when you need to be. Growth inhibitors in our submicron carbide blanks maintain the most consistent grain size available, giving you superior hardness and toughness.

El grado de Carburo de Mastercut Tool - A-Gr-SiV (Volumen del tamaño del grano activo)

Nuestro grado superior de carburo de tungsteno proporciona la habilidad de ser **agresivo** cuando se requiere que sea. Los inhibidores de crecimiento en nuestras barras de carburo submicrograno mantiene la consistencia de el grano de carburo dandole una mayor dureza y resistencia.

TABLE OF CONTENTS - Tabla de Contenido












































































































































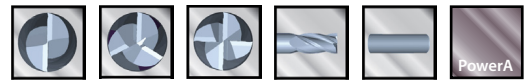
	Square Endmills Fresa Punta Recta 16						
	Ball Endmills Punta Esferica 19						
	Corner Radius Endmills Fresa Con Radio Angulado 22						
	50° Corner Radius Endmills Fresa Con Radio Angulado 50 Grados De Angulo. 24						
	6 Flute Square Endmills Fresa Punta Recta 6 Filos 26						
	Square End Double End Endmills Fresas Punta Recta 28						
	Ball End Double End Endmills Fresas Punta Esferica - Doble Punta Fresas 28						
	90° Drill Mills Broca Fresa 90 Grados De Angulo. 29						
	Square End, Straight Flute Endmills Broca Fresa 90 Grados De Angulo. 30						
	Ball End, Straight Flute Endmills Fresa Punta Esferica, Fresa Filo Recto 31						
	Square End Mini Mills Microfresas Punta Recta. 32						

TABLE OF CONTENTS - Tabla de Contenido

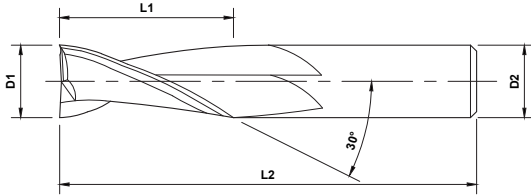
	Ball End Mini Mills Microfresas Punta Esferica. 33		    
	Short Flute Square Endmills Fresa Punta Recta Corta 34		    
	Short Flute Ball Endmills Fresa Punta Esferica Corta 35		    
	Short Flute Reduced Shank Square Endmills Fresa Punta Recta Corta 36		    
	Short Flute Reduced Shank Ball Endmills Fresa Punta Esferica Corta 37		    
	Short Flute Necked Square Endmills Fresa Punta Recta Corta Con Cuello. 38		    
	Short Flute Necked Ball Endmills Fresa Punta Esferica Corta Con Cuello. 39		    
	Short Flute Necked Corner Radius Endmills Fresa Corta Con Radio Angulado Con Cuello 40		    
	Extra Long Square Endmills Fresa Extra Larga Punta Recta. 42		    
	Extra Length Ball Endmills Fresa Extra Larga Punta Esferica. 43		    

SQUARE ENDMILLS



Fresa Punta Recta

Standard, Stub and Long	2, 3 and 4 Flutes	Coated and Uncoated
Estandar, Corta & Larga	2, 3 y 4 Filos	Recubrimiento PowerA & Sin Recubrimiento



Stub, Series 313



Standard, Series 309,310,311



Long, Series 304

X-Long, Series 315, 317

Length Key (K)

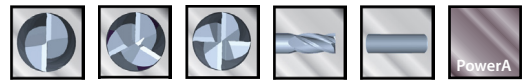
■ Stub
 ■ Standard
 ■ Long
 ■ X-Long

Quick Ship Items



K	OD	LOC	SHK	OAL	Uncoated			PowerA		
					2 Flute	3 Flute	4 Flute	2 Flute	3 Flute	4 Flute
	D1	L1	D2	L2						
1	2	3	38	313-102	-	313-702	313-102-1	-	313-702-1	
	3	3	38	309-202	310-202	311-202	309-202-1	310-202-1	311-202-1	
1.5	3	3	38	313-104	-	313-704	313-104-1	-	313-704-1	
	5	3	38	309-204	310-204	311-204	309-204-1	310-204-1	311-204-1	
2	4	3	38	313-106	-	313-706	313-106-1	-	313-706-1	
	6	3	38	309-206	310-206	311-206	309-206-1	310-206-1	311-206-1	
2.5	5	3	38	313-108	-	313-708	313-108-1	-	313-708-1	
	7	3	38	309-208	310-208	311-208	309-208-1	310-208-1	311-208-1	
3	6	3	38	313-110	-	313-710	313-110-1	-	313-710-1	
	12	3	38	309-210	310-210	311-210	309-210-1	310-210-1	311-210-1	
	25	3	65	304-202	-	306-202	304-202-1	-	306-202-1	

SQUARE ENDMILLS



Fresa Punta Recta

Length Key (K)

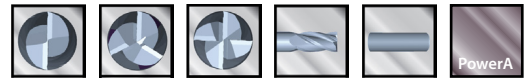
■ Stub
 ■ Standard
 ■ Long
 ■ X-Long

Quick Ship Items



K	OD	LOC	SHK	OAL	Uncoated			PowerA		
					2 Flute	3 Flute	4 Flute	2 Flute	3 Flute	4 Flute
	D1	L1	D2	L2						
3.5		7	4	50	313-112	-	313-712	313-112-1	-	313-712-1
		12	4	50	309-212	310-212	311-212	309-212-1	310-212-1	311-212-1
4		8	4	50	313-114	-	313-714	313-114-1	-	313-714-1
		14	4	50	309-214	310-214	311-214	309-214-1	310-214-1	311-214-1
		25	4	65	304-204	-	306-204	304-204-1	-	306-204-1
4.5		9	5	50	313-116	-	313-716	313-116-1	-	313-716-1
		14	5	50	309-216	310-216	311-216	309-216-1	310-216-1	311-216-1
5		10	5	50	313-118	-	313-718	313-118-1	-	313-718-1
		16	5	50	309-218	310-218	311-218	309-218-1	310-218-1	311-218-1
		25	5	75	304-206	-	306-206	304-206-1	-	306-206-1
6		12	6	50	313-120	-	313-720	313-120-1	-	313-720-1
		19	6	63	309-220	310-220	311-220	309-220-1	310-220-1	311-220-1
		25	6	75	304-208	-	306-208	304-208-1	-	306-208-1
		38	6	100	315-202	-	317-202	315-202-1	-	317-202-1
		75	6	150	315-204	-	317-204	315-204-1	-	317-204-1
		75	6	200	315-206	-	317-206	315-206-1	-	317-206-1
		75	8	200	315-208	-	317-208	315-208-1	-	317-208-1
7		19	8	63	309-222	310-222	311-222	309-222-1	310-222-1	311-222-1
8		12	8	50	313-122	-	313-722	313-122-1	-	313-722-1
		19	8	63	309-224	310-224	311-224	309-224-1	310-224-1	311-224-1
		25	8	75	304-210	-	306-210	304-210-1	-	306-210-1
		42	8	100	315-210	-	317-210	315-210-1	-	317-210-1
		75	8	150	315-212	-	317-212	315-212-1	-	317-212-1
		75	8	200	315-214	-	317-214	315-214-1	-	317-214-1
9		75	10	200	315-216	-	317-216	315-216-1	-	317-216-1
		22	10	70	309-226	310-226	311-226	309-226-1	310-226-1	311-226-1
		14	10	50	313-124	-	313-724	313-124-1	-	313-724-1
		22	10	70	309-228	310-228	311-228	309-228-1	310-228-1	311-228-1
		38	10	100	304-212	-	306-212	304-212-1	-	306-212-1
10		75	10	150	315-218	-	317-218	315-218-1	-	317-218-1
		75	10	200	315-220	-	317-220	315-220-1	-	317-220-1
		25	11	70	309-230	310-230	311-230	309-230-1	310-230-1	311-230-1

SQUARE ENDMILLS



Fresa Punta Recta



Length Key (K)

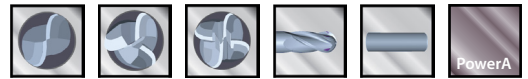
Stub
 Standard
 Long
 X-Long

Quick Ship Items



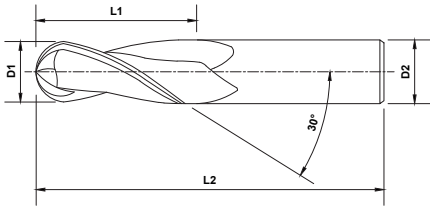
K	OD	LOC	SHK	OAL	Uncoated			PowerA																													
					D1	L1	D2	L2	2 Flute	3 Flute	4 Flute	2 Flute	3 Flute	4 Flute																							
12	12	16	12	63	313-126	-	313-726	313-126-1	-	313-726-1																											
											25	12	75	309-232	310-232	311-232	309-232-1	310-232-1	311-232-1																		
																				50	12	100	304-214	-	306-214	304-214-1	-	306-214-1									
																													75	12	150	315-222	-	317-222	315-222-1	-	317-222-1
14	14	30	14	88	309-234	310-234	311-234	309-234-1	310-234-1	311-234-1																											
											56	14	125	304-216	-	306-216	304-216-1	-	306-216-1																		
																				62	14	125	315-226	-	317-226	315-226-1	-	317-226-1									
																													75	14	150	315-228	-	317-228	315-228-1	-	317-228-1
16	16	20	16	75	313-128	-	313-728	313-128-1	-	313-728-1																											
											32	16	88	309-236	310-236	311-236	309-236-1	310-236-1	311-236-1																		
																				75	16	150	304-218	-	306-218	304-218-1	-	306-218-1									
																													75	16	200	315-232	-	317-232	315-232-1	-	317-232-1
18	18	36	18	100	309-238	310-238	311-238	309-238-1	310-238-1	311-238-1																											
											75	18	150	304-220	-	306-220	304-220-1	-	306-220-1																		
																				75	18	200	315-234	-	317-234	315-234-1	-	317-234-1									
20	20	38	20	100	309-240	310-240	311-240	309-240-1	310-240-1	311-240-1																											
											75	20	150	304-222	-	306-222	304-222-1	-	306-222-1																		
																				75	20	200	315-236	-	317-236	315-236-1	-	317-236-1									
22	22	38	22	100	309-242	310-242	311-242	309-242-1	310-242-1	311-242-1																											
											25	25	100	309-244	310-244	311-244	309-244-1	310-244-1	311-244-1																		
75	25	150	304-224	-	306-224	304-224-1	-	306-224-1																													

BALL ENDMILLS



Punta Esferica

Standard, Stub and Long	2, 3 and 4 Flutes	Coated and Uncoated
Estandar, Corta & Larga	2, 3 y 4 Filos	Recubrimiento PowerA & Sin Recubrimiento



Stub, Series 313



Standard, Series 309,310,311



Long, Series 304

X-Long, Series 315, 317

Length Key (K)

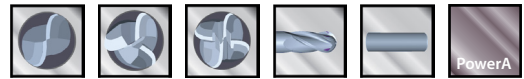


Quick Ship Items

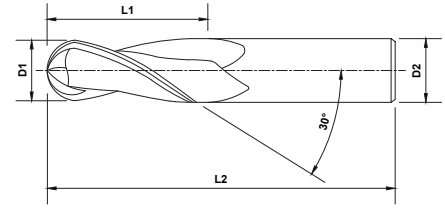


K	OD	LOC	SHK	OAL	Uncoated			PowerA		
					2 Flute	3 Flute	4 Flute	2 Flute	3 Flute	4 Flute
1	D1	L1	D2	L2	313-002	-	313-602	313-002-1	-	313-602-1
					309-002	310-002	311-002	309-002-1	310-002-1	311-002-1
1.5	D1	L1	D2	L2	313-004	-	313-604	313-004-1	-	313-604-1
					309-004	310-004	311-004	309-004-1	310-004-1	311-004-1
2	D1	L1	D2	L2	313-006	-	313-606	313-006-1	-	313-606-1
					309-006	310-006	311-006	309-006-1	310-006-1	311-006-1
2.5	D1	L1	D2	L2	313-008	-	313-608	313-008-1	-	313-608-1
					309-008	310-008	311-008	309-008-1	310-008-1	311-008-1
3	D1	L1	D2	L2	313-010	-	313-610	313-010-1	-	313-610-1
					309-010	310-010	311-010	309-010-1	310-010-1	311-010-1
					304-002	-	306-002	304-002-1	-	306-002-1

BALL ENDMILLS



Punta Esferica



Length Key (K)

Stub
 Standard
 Long
 X-Long

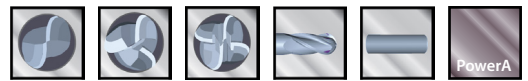
Quick Ship Items

Cermet
Cast Iron
K
Titanium
S
Non-Ferrous
N
Stainless
M
Steel
P



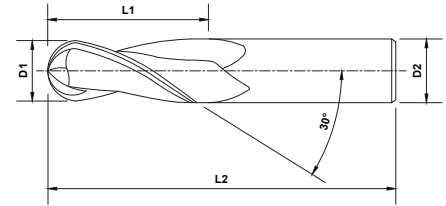
K	OD	LOC	SHK	OAL	Uncoated			PowerA		
					D1	L1	D2	L2	2 Flute	3 Flute
3.5	7	4	50	313-012	-	313-612	313-012-1	-	313-612-1	
		12	4	50	309-012	310-012	311-012	309-012-1	310-012-1	311-012-1
4	8	4	50	313-014	-	313-614	313-014-1	-	313-614-1	
		14	4	50	309-014	310-014	311-014	309-014-1	310-014-1	311-014-1
		25	4	65	304-004	-	306-004	304-004-1	-	306-004-1
4.5	9	5	50	313-016	-	313-616	313-016-1	-	313-616-1	
		14	5	50	309-016	310-016	311-016	309-016-1	310-016-1	311-016-1
5	10	5	50	313-018	-	313-618	313-018-1	-	313-618-1	
		16	5	50	309-018	310-018	311-018	309-018-1	310-018-1	311-018-1
		25	5	75	304-006	-	306-006	304-006-1	-	306-006-1
6	12	6	50	313-020	-	313-620	313-020-1	-	313-620-1	
		19	6	63	309-020	310-020	311-020	309-020-1	310-020-1	311-020-1
	25	6	75	304-008	-	306-008	304-008-1	-	306-008-1	
		38	6	100	315-002	-	317-002	315-002-1	-	317-002-1
		75	6	150	315-004	-	317-004	315-004-1	-	317-004-1
		75	6	200	315-006	-	317-006	315-006-1	-	317-006-1
75	8	200	315-008	-	317-008	315-008-1	-	317-008-1		
7	19	8	63	309-022	310-022	311-022	309-022-1	310-022-1	311-022-1	
8	12	8	50	313-022	-	313-622	313-022-1	-	313-622-1	
		19	8	63	309-024	310-024	311-024	309-024-1	310-024-1	311-024-1
	25	8	75	304-010	-	306-010	304-010-1	-	306-010-1	
		42	8	100	315-010	-	317-010	315-010-1	-	317-010-1
		75	8	150	315-012	-	317-012	315-012-1	-	317-012-1
		75	8	200	315-014	-	317-014	315-014-1	-	317-014-1
75	10	200	315-016	-	317-016	315-016-1	-	317-016-1		
9	22	10	70	309-026	310-026	311-026	309-026-1	310-026-1	311-026-1	
10	14	10	50	313-024	-	313-624	313-024-1	-	313-624-1	
		22	10	70	309-028	310-028	311-028	309-028-1	310-028-1	311-028-1
	38	10	100	304-012	-	306-012	304-012-1	-	306-012-1	
		75	10	150	315-018	-	317-018	315-018-1	-	317-018-1
75	10	200	315-020	-	317-020	315-020-1	-	317-020-1		

BALL ENDMILLS



Punta Esferica

ENDMILLS



Length Key (K)



Quick Ship Items



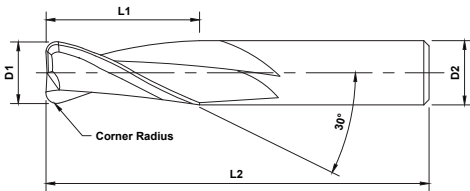
K	OD D1	LOC L1	SHK D2	OAL L2	Uncoated			PowerA		
					2 Flute	3 Flute	4 Flute	2 Flute	3 Flute	4 Flute
11	25	11	70	309-030	310-030	311-030	309-030-1	310-030-1	311-030-1	
	16	12	63	313-026	-	313-626	313-026-1	-	313-626-1	
	25	12	75	309-032	310-032	311-032	309-032-1	310-032-1	311-032-1	
12	50	12	100	304-014	-	306-014	304-014-1	-	306-014-1	
	75	12	150	315-022	-	317-022	315-022-1	-	317-022-1	
	75	12	200	315-024	-	317-024	315-024-1	-	317-024-1	
14	30	14	88	309-034	310-034	311-034	309-034-1	310-034-1	311-034-1	
	56	14	125	304-016	-	306-016	304-016-1	-	306-016-1	
	62	14	125	315-026	-	317-026	315-026-1	-	317-026-1	
	75	14	150	315-028	-	317-028	315-028-1	-	317-028-1	
	75	16	200	315-030	-	317-030	315-030-1	-	317-030-1	
16	20	16	75	313-028	-	313-628	313-028-1	-	313-628-1	
	32	16	88	309-036	310-036	311-036	309-036-1	310-036-1	311-036-1	
	75	16	150	304-018	-	306-018	304-018-1	-	306-018-1	
	75	16	200	315-032	-	317-032	315-032-1	-	317-032-1	
18	36	18	100	309-038	310-038	311-038	309-038-1	310-038-1	311-038-1	
	75	18	150	304-020	-	306-020	304-020-1	-	306-020-1	
	75	18	200	315-034	-	317-034	315-034-1	-	317-034-1	
20	38	20	100	309-040	310-040	311-040	309-040-1	310-040-1	311-040-1	
	75	20	150	304-022	-	306-022	304-022-1	-	306-022-1	
	75	20	200	315-036	-	317-036	315-036-1	-	317-036-1	
22	38	22	100	309-042	310-042	311-042	309-042-1	310-042-1	311-042-1	
	38	25	100	309-044	310-044	311-044	309-044-1	310-044-1	311-044-1	
25	38	25	100	309-044	310-044	311-044	309-044-1	310-044-1	311-044-1	
	75	25	150	304-024	-	306-024	304-024-1	-	306-024-1	

CORNER RADIUS ENDMILLS



Fresa Con Radio Angulado

2 and 4 Flutes	Coated and Uncoated
2 & 4 Filos	Recubrimiento & Sin Recubrimiento



Stub, Series 309,311



Standard, Series 309,311



Long, Series 309,311

Length Key (K)


■ Stub
 ■ Standard
 ■ Long

Quick Ship Items



K	OD	LOC	SHK	OAL	Radius	Uncoated		PowerA	
						2 Flute	4 Flute	2 Flute	4 Flute
	D1	L1	D2	L2	R				
2	6	3	38	0.50	309-401	311-401	309-401-1	311-401-1	
	12	3	38	0.50	309-411	311-411	309-411-1	311-411-1	
4	14	4	50	0.25	309-420	311-420	309-420-1	311-420-1	
	14	4	50	0.50	309-421	311-421	309-421-1	311-421-1	
	14	4	50	0.75	309-422	311-422	309-422-1	311-422-1	
	14	4	50	1.00	309-423	311-423	309-423-1	311-423-1	
5	16	5	50	0.50	309-431	311-431	309-431-1	311-431-1	
6	19	6	63	0.25	309-440	311-440	309-440-1	311-440-1	
	19	6	63	0.50	309-441	311-441	309-441-1	311-441-1	
	19	6	63	0.75	309-442	311-442	309-442-1	311-442-1	
	19	6	63	1.00	309-443	311-443	309-443-1	311-443-1	
	19	6	63	1.25	309-444	311-444	309-444-1	311-444-1	
	19	6	63	1.50	309-445	311-445	309-445-1	311-445-1	
8	19	8	63	0.25	309-450	311-450	309-450-1	311-450-1	
	19	8	63	0.50	309-451	311-451	309-451-1	311-451-1	
	19	8	63	0.75	309-452	311-452	309-452-1	311-452-1	
	19	8	63	1.00	309-453	311-453	309-453-1	311-453-1	
	19	8	63	1.25	309-454	311-454	309-454-1	311-454-1	
	19	8	63	1.50	309-455	311-455	309-455-1	311-455-1	
	19	8	63	2.00	309-456	311-456	309-456-1	311-456-1	

CORNER RADIUS ENDMILLS



Fresa Con Radio Angulado

Corner radius for extra strength and precision
Radio Angulado para mayor precision y fuerza



Length Key (K)

■ Stub
 ■ Standard
 ■ Long

Quick Ship Items



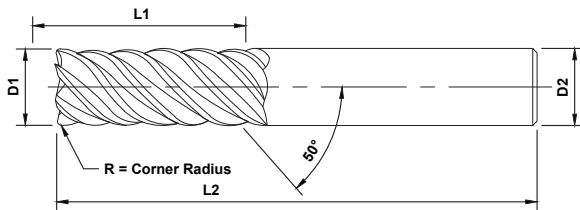
K	OD	LOC	SHK	OAL	Radius	Uncoated		PowerA	
						2 Flute	4 Flute	2 Flute	4 Flute
10	25	10	70	0.25	309-460	311-460	309-460-1	311-460-1	
	25	10	70	0.50	309-461	311-461	309-461-1	311-461-1	
	25	10	70	0.75	309-462	311-462	309-462-1	311-462-1	
	25	10	70	1.00	309-463	311-463	309-463-1	311-463-1	
	25	10	70	1.25	309-464	311-464	309-464-1	311-464-1	
	25	10	70	1.50	309-465	311-465	309-465-1	311-465-1	
	25	10	70	2.00	309-466	311-466	309-466-1	311-466-1	
	25	10	70	3.00	309-467	311-467	309-467-1	311-467-1	
12	25	12	75	0.25	309-470	311-470	309-470-1	311-470-1	
	25	12	75	0.50	309-471	311-471	309-471-1	311-471-1	
	25	12	75	0.75	309-472	311-472	309-472-1	311-472-1	
	25	12	75	1.00	309-473	311-473	309-473-1	311-473-1	
	25	12	75	1.25	309-474	311-474	309-474-1	311-474-1	
	25	12	75	1.50	309-475	311-475	309-475-1	311-475-1	
	25	12	75	2.00	309-476	311-476	309-476-1	311-476-1	
	25	12	75	3.00	309-477	311-477	309-477-1	311-477-1	
16	32	16	88	0.25	309-480	311-480	309-480-1	311-480-1	
	32	16	88	0.50	309-481	311-481	309-481-1	311-481-1	
	32	16	88	0.75	309-482	311-482	309-482-1	311-482-1	
	32	16	88	1.00	309-483	311-483	309-483-1	311-483-1	
	32	16	88	1.25	309-484	311-484	309-484-1	311-484-1	
	32	16	88	1.50	309-485	311-485	309-485-1	311-485-1	
	32	16	88	2.00	309-486	311-486	309-486-1	311-486-1	
	32	16	88	3.00	309-487	311-487	309-487-1	311-487-1	
20	38	20	100	0.25	309-490	311-490	309-490-1	311-490-1	
	38	20	100	0.50	309-491	311-491	309-491-1	311-491-1	
	38	20	100	0.75	309-492	311-492	309-492-1	311-492-1	
	38	20	100	1.00	309-493	311-493	309-493-1	311-493-1	
	38	20	100	1.25	309-494	311-494	309-494-1	311-494-1	
	38	20	100	1.50	309-495	311-495	309-495-1	311-495-1	
	38	20	100	2.00	309-496	311-496	309-496-1	311-496-1	
	38	20	100	3.00	309-497	311-497	309-497-1	311-497-1	

50° HELIX CORNER RADIUS ENDMILLS



Fresa Con Radio Angulado 50 Grados De Angulo

6 and 8 Flutes	Coated
6 y 8 Filos	Recubrimiento



Standard, Series 534-0



Long, Series, 534-2

Length Key (K)



K	OD	LOC	SHK	OAL	Radius	Flutes	PowerA
	D1	L1	D2	L2	R		PartID
6	6	18	6	58	0.5	6	534-002-1
		18	6	58	1	6	534-004-1
		32	6	75	0.5	6	534-202-1
		32	6	75	1	6	534-204-1
8	8	24	8	63	0.5	6	534-006-1
		24	8	63	1	6	534-008-1
		32	8	75	0.5	6	534-206-1
		32	8	75	1	6	534-208-1
10	10	30	10	75	0.5	6	534-010-1
		30	10	75	1	6	534-012-1
		50	10	100	0.5	6	534-210-1
		50	10	100	1	6	534-212-1
12	12	36	12	84	0.5	6	534-014-1
		36	12	84	1	6	534-016-1
		50	12	100	0.5	6	534-214-1
		50	12	100	1	6	534-216-1

50° HELIX CORNER RADIUS ENDMILLS



Fresa Con Radio Angulado 50 Grados De Angulo

Corner radius for extra strength and precision
Radio Angulado para mayor precision y fuerza




Length Key (K)

Stub Standard Long



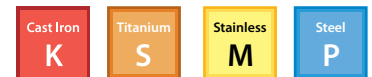
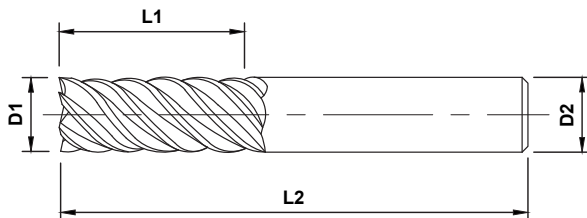
K	OD	LOC	SHK	OAL	Radius	Flutes	PowerA
	D1	L1	D2	L2	R		PartID
14		42	14	84	0.5	6	534-018-1
		42	14	84	1	6	534-020-1
		50	14	100	0.5	6	534-218-1
		50	14	100	1	6	534-220-1
16		48	16	93	0.5	8	534-022-1
		48	16	93	1	8	534-024-1
		62	16	125	0.5	8	534-222-1
		62	16	125	1	8	534-224-1
18		54	18	100	0.5	8	534-026-1
		54	18	100	1	8	534-028-1
		62	18	125	0.5	8	534-226-1
		62	18	125	1	8	534-228-1
20		60	20	105	0.5	8	534-030-1
		60	20	105	1	8	534-032-1
		65	20	130	0.5	8	534-230-1
		65	20	130	1	8	534-232-1

6 FLUTE SQUARE END



Fresa Punta Recta 6 Filos

6 Flutes	Coated and Uncoated	6 flutes for superior finish
6 Filos	Recubrimiento & Sin Recubrimiento	6 Filos para acabado superior



Series 312



Series 312, Power A

Length Key (K)

■ Stub
 ■ Standard
 ■ Long



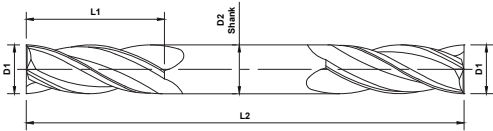
K	OD	LOC	SHK	OAL	Uncoated	PowerA
	D1	L1	D2	L2	Part ID	Part ID
3		12	3	38	312-210	312-210-1
4		14	4	50	312-214	312-214-1
5		16	5	50	312-218	312-218-1
6		19	6	63	312-220	312-220-1
7		19	8	63	312-222	312-222-1
8		21	8	63	312-224	312-224-1
9		22	10	70	312-226	312-226-1
10		25	10	70	312-228	312-228-1
11		25	11	70	312-230	312-230-1
12		25	12	75	312-232	312-232-1
14		30	14	88	312-234	312-234-1
16		32	16	88	312-236	312-236-1
18		35	18	100	312-238	312-238-1
20		38	20	100	312-240	312-240-1
22		38	22	100	312-242	312-242-1
25		38	25	100	312-244	312-244-1

SQUARE END • DOUBLE END



Fresas Punta Recta - Fresas Doble Punta

2 and 4 Flutes	Coated and Uncoated
2 & 4 Filos	Recubrimiento & Sin Recubrimiento



- Standard, Series 301
- Stub, Series 302



- Standard, Series 301 PowerA
- Stub, Series 302 PowerA

Length Key (K)

Stub Standard Long



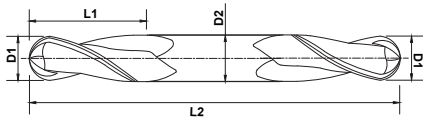
K	OD	LOC	SHK	OAL	Uncoated		PowerA	
					2 Flute	4 Flute	2 Flute	4 Flute
	D1	L1	D2	L2				
1	1	2	3	38	302-102	302-302	302-102-1	302-302-1
	1.5	3	3	38	302-104	302-304	302-104-1	302-304-1
	2	4	3	38	302-106	302-306	302-106-1	302-306-1
	2.5	5	3	38	302-108	302-308	302-108-1	302-308-1
3	3	6	3	38	302-110	302-310	302-110-1	302-310-1
	3.5	9	3	50	301-102	301-302	301-102-1	301-302-1
4	4	7	4	50	302-112	302-312	302-112-1	302-312-1
	4.5	8	4	50	302-114	302-314	302-114-1	302-314-1
5	5	10	4	63	301-104	301-304	301-104-1	301-304-1
	5.5	10	5	50	302-116	302-316	302-116-1	302-316-1
6	6	10	5	50	302-118	302-318	302-118-1	302-318-1
	6.5	12	5	63	301-106	301-306	301-106-1	301-306-1
7	7	12	6	63	302-120	302-320	302-120-1	302-320-1
	7.5	16	6	63	301-108	301-308	301-108-1	301-308-1
8	8	10	7	63	302-122	302-322	302-122-1	302-322-1
	8.5	12	8	63	302-124	302-324	302-124-1	302-324-1
9	9	18	8	75	301-110	301-310	301-110-1	301-310-1
	9.5	12	9	70	302-126	302-326	302-126-1	302-326-1
10	10	12	10	70	302-128	302-328	302-128-1	302-328-1
	10.5	18	10	75	301-112	301-312	301-112-1	301-312-1
11	11	12	11	70	302-130	302-330	302-130-1	302-330-1
	11.5	16	12	75	302-132	302-332	302-132-1	302-332-1
12	12	25	12	100	301-114	301-314	301-114-1	301-314-1
	12.5	32	16	150	301-116	301-316	301-116-1	301-316-1

BALL END • DOUBLE END



Fresas Punta Esferica - Doble Punta Fresas

2 and 4 Flutes	Coated and Uncoated
2 y 4 Filos	Recubrimiento & Sin Recubrimiento




- Standard, Series 301
- Stub, Series 302



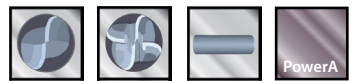
- Standard, Series 301, PowerA
- Stub, Series 302, PowerA

Length Key (K)

■ Stub
 ■ Standard
 ■ Long



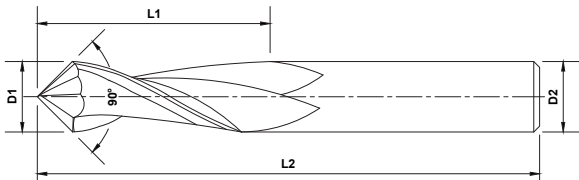
K	OD	LOC	SHK	OAL	Uncoated		PowerA	
					2 Flute	4 Flute	2 Flute	4 Flute
	D1	L1	D2	L2				
1		2	3	38	302-002	302-202	302-002-1	302-202-1
1.5		3	3	38	302-004	302-204	302-004-1	302-204-1
2		4	3	38	302-006	302-206	302-006-1	302-206-1
2.5		5	3	38	302-008	302-208	302-008-1	302-208-1
3		6	3	38	302-010	302-210	302-010-1	302-210-1
		9	3	50	301-002	301-202	301-002-1	301-202-1
3.5		7	4	50	302-012	302-212	302-012-1	302-212-1
		8	4	50	302-014	302-214	302-014-1	302-214-1
4		10	4	63	301-004	301-204	301-004-1	301-204-1
		10	5	50	302-016	302-216	302-016-1	302-216-1
5		10	5	50	302-018	302-218	302-018-1	302-218-1
		12	5	63	301-006	301-206	301-006-1	301-206-1
6		12	6	63	302-020	302-220	302-020-1	302-220-1
		16	6	63	301-008	301-208	301-008-1	301-208-1
7		10	7	63	302-022	302-222	302-022-1	302-222-1
		12	8	63	302-024	302-224	302-024-1	302-224-1
8		18	8	75	301-010	301-210	301-010-1	301-210-1
		12	9	70	302-026	302-226	302-026-1	302-226-1
9		12	10	70	302-028	302-228	302-028-1	302-228-1
		18	10	75	301-012	301-212	301-012-1	301-212-1
11		12	11	70	302-030	302-230	302-030-1	302-230-1
		16	12	75	302-032	302-232	302-032-1	302-232-1
12		25	12	100	301-014	301-214	301-014-1	301-214-1
	16	32	16	150	301-016	301-216	301-016-1	301-216-1



90° DRILLMILLS

Broca Fresa 90 Grados De Angulo

2 and 4 Flutes	Coated and Uncoated	Chamfering, countersinking, spotting, and profile milling
2 y 4 Filos	Recubrimiento & Sin Recubrimiento	Biselado, avellanado, punteo & fresado perfilado



2 Flute, Series 314

4 Flute, Series 314

Length Key (K)


■ Stub
 ■ Standard
 ■ Long

Quick Ship Items



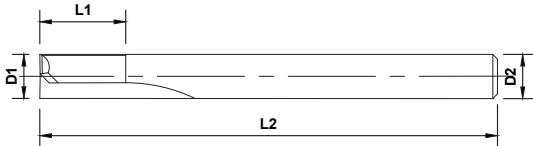
K	OD	LOC	SHK	OAL	Uncoated		PowerA	
					2 Flute	4 Flute	2 Flute	4 Flute
	D1	L1	D2	L2				
K	3	12	3	38	314-002	314-302	314-002-1	314-302-1
	4	14	4	50	314-004	314-304	314-004-1	314-304-1
	5	16	5	50	314-006	314-306	314-006-1	314-306-1
	6	19	6	63	314-008	314-308	314-008-1	314-308-1
	8	19	8	63	314-010	314-310	314-010-1	314-310-1
	10	22	10	70	314-012	314-312	314-012-1	314-312-1
	12	25	12	75	314-014	314-314	314-014-1	314-314-1
	16	32	16	88	314-016	314-316	314-016-1	314-316-1
	18	36	18	100	314-018	314-318	314-018-1	314-318-1

SQUARE END STRAIGHT FLUTE



Fresa Punta Recta, Fresa Filo Recto

2 and 4 Flutes	Coated and Uncoated	Superb performance in hardened materials
2 y 4 Filos	Recubrimiento & Sin Recubrimiento	Terminacion Superior en materiales endurecidos



Standard, Series 303


Length Key (K)

Stub Standard Long



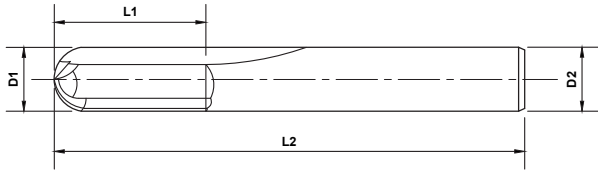
K	OD	LOC	SHK	OAL	Uncoated		PowerA	
					2 Flute	4 Flute	2 Flute	4 Flute
	D1	L1	D2	L2				
Standard	3	12	3	38	303-102	303-302	303-102-1	303-302-1
	4	14	4	50	303-104	303-304	303-104-1	303-304-1
	5	16	5	50	303-106	303-306	303-106-1	303-306-1
	6	19	6	63	303-108	303-308	303-108-1	303-308-1
	8	19	8	63	303-110	303-310	303-110-1	303-310-1
	10	22	10	70	303-112	303-312	303-112-1	303-312-1
	12	25	12	75	303-114	303-314	303-114-1	303-314-1
	16	32	16	88	303-116	303-316	303-116-1	303-316-1

BALL END STRAIGHT FLUTE



Fresa Punta Esferica, Fresa Filo Recto

2 and 4 Flutes	Coated and Uncoated	Superb performance in hardened materials
2 y 4 Filos	Recubrimiento & Sin Recubrimiento	Terminacion Superior en materiales endurecidos



Standard, Series 303


Length Key (K)

■ Stub
 ■ Standard
 ■ Long




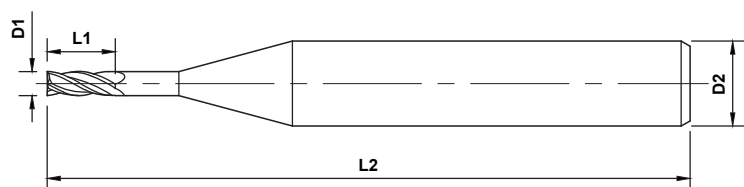
K	OD	LOC	SHK	OAL	Uncoated		PowerA	
					2 Flute	4 Flute	2 Flute	4 Flute
	D1	L1	D2	L2				
Standard	3	12	3	38	303-002	303-202	303-002-1	303-202-1
	4	14	4	50	303-004	303-204	303-004-1	303-204-1
	5	16	5	50	303-006	303-206	303-006-1	303-206-1
	6	19	6	63	303-008	303-208	303-008-1	303-208-1
	8	19	8	63	303-010	303-210	303-010-1	303-210-1
	10	22	10	70	303-012	303-212	303-012-1	303-212-1
	12	25	12	75	303-014	303-214	303-014-1	303-214-1
	16	32	16	88	303-016	303-216	303-016-1	303-216-1

SQUARE END MINI MILLS



Microfresas Punta Recta

2 and 4 Flutes	Coated and Uncoated	Rigid, accurate design for micro applications
2 y 4 Filos	Recubrimiento & Sin Recubrimiento	Rigido, diseñado específicamente para micro aplicaciones



Standard, Series 307


Length Key (K)

■ Stub
 ■ Standard
 ■ Long




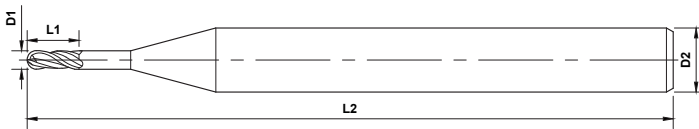
K	OD	LOC	SHK	OAL	Uncoated		PowerA	
					2 Flute	4 Flute	2 Flute	4 Flute
	D1	L1	D2	L2				
Standard	0.2	0.6	3	38	307-102	307-502	307-102-1	307-502-1
	0.3	0.9	3	38	307-104	307-504	307-104-1	307-504-1
	0.4	1.2	3	38	307-106	307-506	307-106-1	307-506-1
	0.5	1.5	3	38	307-108	307-508	307-108-1	307-508-1
	0.6	1.8	3	38	307-110	307-510	307-110-1	307-510-1
	0.7	2.1	3	38	307-112	307-512	307-112-1	307-512-1
	0.8	2.4	3	38	307-114	307-514	307-114-1	307-514-1
	0.9	2.7	3	38	307-116	307-516	307-116-1	307-516-1
	1.0	3.0	3	38	309-202	311-202	309-202-1	311-202-1
	1.5	5.0	3	38	309-204	311-204	309-204-1	311-204-1

BALL END MINI MILLS



Microfresas Punta Esferica

2 and 4 Flutes	Coated and Uncoated	Rigid, accurate design for micro applications
2 y 4 Filos	Recubrimiento & Sin Recubrimiento	Rigido, diseñado específicamente para micro aplicaciones




Length Key (K)

■ Stub
 ■ Standard
 ■ Long



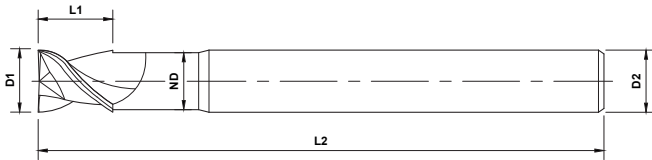
K	OD	LOC	SHK	OAL	Uncoated		PowerA	
					2 Flute	4 Flute	2 Flute	4 Flute
Standard	D1	L1	D2	L2				
	0.2	0.6	3	38	307-002	307-402	307-002-1	307-402-1
	0.3	0.9	3	38	307-004	307-404	307-004-1	307-404-1
	0.4	1.2	3	38	307-006	307-406	307-006-1	307-406-1
	0.5	1.5	3	38	307-008	307-408	307-008-1	307-408-1
	0.6	1.8	3	38	307-010	307-410	307-010-1	307-410-1
	0.7	2.1	3	38	307-012	307-412	307-012-1	307-412-1
	0.8	2.4	3	38	307-014	307-414	307-014-1	307-414-1
	0.9	2.7	3	38	307-016	307-416	307-016-1	307-416-1
	1.0	3.0	3	38	309-002	311-002	309-002-1	311-002-1
1.5	5.0	3	38	309-004	311-004	309-004-1	311-004-1	

40° SHORT FLUTE SQUARE



Fresa Punta Recta Corta

2 Flute	Uncoated
2 Filos	Sin Recubrimiento



Standard, Series 536


Length Key (K)

■ Stub
 ■ Standard
 ■ Long



K	OD	LOC	SHK	OAL	Reach	Neck	Uncoated
	D1	L1	D2	L2	L3	ND	Part ID
Standard	3	3	6	75	12mm	2.5	536-202
	4	4	6	75	15mm	3.5	536-204
	5	5	6	75	20mm	4.5	536-206
	6	6	6	100	20mm	5.0	536-208
	8	6	8	100	25mm	7.0	536-210
	10	10	10	100	25mm	9.0	536-212
	12	12	12	100	40mm	11.0	536-214
	14	12	14	125	50mm	13.0	536-216
	16	12	16	125	50mm	14.0	536-218
	18	14	18	125	50mm	16.0	536-220
	20	16	20	150	65mm	16.0	536-222

50° SHORT FLUTE BALL



Fresa Punta Esferica Corta

2 Flute	Uncoated
2 Filos	Sin Recubrimiento



Standard, Series 535


Length Key (K)

■ Stub
 ■ Standard
 ■ Long



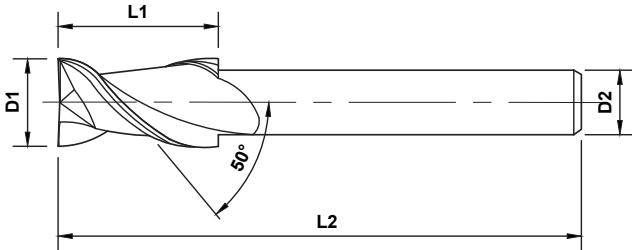
K	OD	LOC	SHK	OAL	Uncoated
	D1	L1	D2	L2	Part ID
Standard	2	4	6	75	535-002
	3	5	6	75	535-004
	4	6	6	75	535-006
	5	7	6	75	535-008
	6	8	6	100	535-010
	8	10	8	100	535-012
	10	12	10	100	535-014
	12	16	12	100	535-016
	14	18	14	100	535-018
	16	20	16	125	535-020
	18	22	18	125	535-022
	20	25	20	150	535-024

50° SHORT FLUTE SQUARE REDUCED SHANK



Fresa Punta Recta Largo de Corte Reducido

2 Flute	Short Flute Square Reduced Shank	Uncoated
2 Filos	Fresa Punta Recta Largo De orte Reducido	Sin Recubrimiento



Standard, Series 535


Length Key (K)

■ Stub
 ■ Standard
 ■ Long



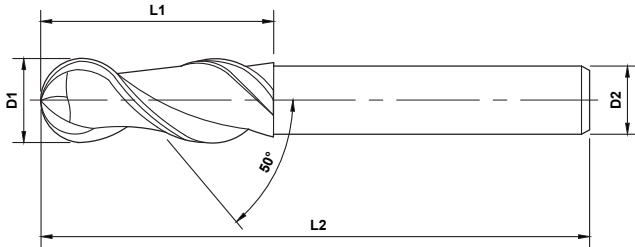
K	OD	LOC	SHK	OAL	Part ID
	D1	L1	D2	L2	
Standard	6	6	5	100	535-402
	8	8	7	100	535-404
	10	10	9	100	535-406
	12	12	11	100	535-408
	14	14	12	125	535-410
	16	16	14	125	535-412
	18	18	16	125	535-414
	20	20	18	150	535-416

50° SHORT FLUTE BALL REDUCED SHANK



Fresa Punta Esferica Largo de Corte & Zanco Reducido

2 Flute	Short Flute Ball Reduced Shank	Uncoated
2 Filos	Fresa Punta Esferica Largo De Corte & Zanco Reducido	Sin Recubrimiento



Standard, Series 535

Length Key (K)

■ Stub
 ■ Standard
 ■ Long



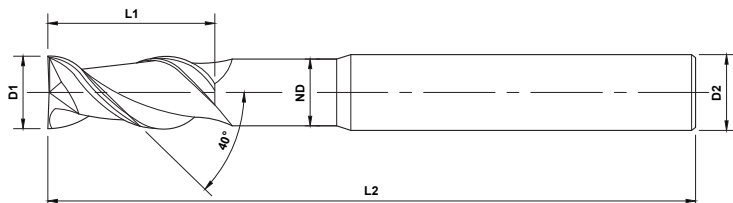
K	OD	LOC	SHK	OAL	Part ID
	D1	L1	D2	L2	
Standard	6	6	5	100	535-202
	8	8	7	100	535-204
	10	10	9	100	535-206
	12	12	11	100	535-208
	14	14	12	125	535-210
	16	16	14	125	535-212
	18	18	16	125	535-214
	20	20	18	150	535-216

SHORT FLUTE NECKED SQUARE ENDMILLS



Fresa Punta Recta Corta Con Cuello

2 and 3 Flute	40° Helix	Uncoated
2 & 3 Filos	Helice 40 Grados	Sin Recubrimiento



Standard, Series 536

Length Key (K)


■ Stub
 ■ Standard
 ■ Long



OD	LOC	SHK	OAL	Reach	Neck			
D1	L1	D2	L2	L3	ND	Flutes	Part ID	
6	6	6	150	20mm	5	2	536-402	
8	8	8	150	25mm	7	2	536-404	
10	10	10	150	25mm	9	2	536-406	
12	12	12	150	40mm	11	2	536-408	
14	14	14	175	50mm	13	2	536-410	
16	16	16	200	50mm	14	2	536-412	
18	18	18	200	50mm	16	2	536-414	
20	20	20	200	65mm	18	2	536-416	

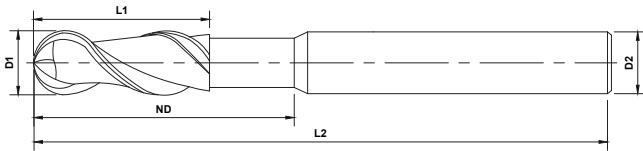
OD	LOC	SHK	OAL	Reach	Neck			
D1	L1	D2	L2	L3	ND	Flutes	Part ID	
6	6	6	100	20mm	5	3	536-602	
8	6	8	100	25mm	7	3	536-604	
10	10	10	100	25mm	9	3	536-606	
12	12	12	100	40mm	11	3	536-608	
14	12	14	125	50mm	13	3	536-610	
16	12	16	125	50mm	14	3	536-612	
18	14	18	125	50mm	16	3	536-614	
20	16	20	150	65mm	18	3	536-616	

SHORT FLUTE NECKED BALL ENDMILLS



Fresa Punta Esferica Corta Con Cuello

3 Flute	50° Helix	Uncoated
3 Filos	Helice 50 Grados	Sin Recubrimiento



Standard, Series 536


Length Key (K)

■ Stub
 ■ Standard
 ■ Long



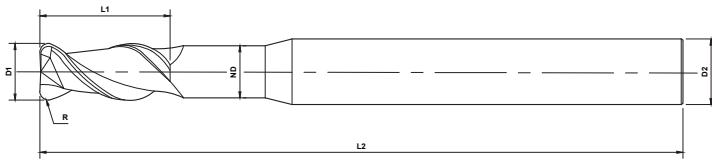
OD	LOC	SHK	OAL	Reach	Neck	Part ID
D1	L1	D2	L2	L3	ND	
6	8	6	150	20mm	5	535-602
8	10	8	150	25mm	7	535-604
10	12	10	150	25mm	9	535-606
12	16	12	150	40mm	11	535-608
14	18	14	175	50mm	13	535-610
16	20	16	200	50mm	14	535-612
18	22	18	200	50mm	16	535-614
20	25	20	200	65mm	18	535-616

SHORT FLUTE NECKED CORNER RADIUS



Fresa Corta Con Radio Angulado Con Cuello

2 Flute	40° Helix	Uncoated
2 Filos	Helice 40 Grados	Sin Recubrimiento



Standard, Series 536

Length Key (K)

■ Stub
 ■ Standard
 ■ Long



K	OD	LOC	SHK	OAL	Reach	Neck	Radius	Part ID
	D1	L1	D2	L2	L3	ND	R	
3		3	6	75	12mm	2.5	0.5	536-002
		3	6	75	12mm	2.5	1.0	536-004
4		4	6	75	15mm	3.5	0.5	536-006
		4	6	75	15mm	3.5	1.0	536-008
5		5	6	75	20mm	4.5	0.5	536-010
		5	6	75	20mm	4.5	1.0	536-012
6		6	6	100	20mm	5	0.5	536-014
		6	6	100	20mm	5	1.0	536-016
		6	6	100	20mm	5	1.5	536-018
		6	6	100	20mm	5	2.0	536-020
		6	6	100	20mm	5	2.5	536-021
8		8	8	100	25mm	7	0.5	536-022
		8	8	100	25mm	7	1.0	536-024
		8	8	100	25mm	7	1.5	536-026
		8	8	100	25mm	7	2.0	536-028
		8	8	100	25mm	7	2.5	536-029
		8	8	100	25mm	7	3.0	536-030

SHORT FLUTE NECKED CORNER RADIUS



Fresa Corta Con Radio Angulado Con Cuello




Length Key (K)

■ Stub
 ■ Standard
 ■ Long




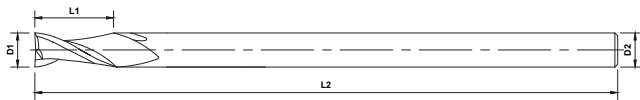
K	OD	LOC	SHK	OAL	Reach	Neck	Radius	Part ID	
	D1	L1	D2	L2	L3	ND	R		
10	10	10	10	100	25mm	9	0.5	536-032	
		10	10	100	25mm	9	1.0	536-034	
		10	10	100	25mm	9	1.5	536-036	
		10	10	100	25mm	9	2.0	536-038	
		10	10	100	25mm	9	2.35	536-039	
		10	10	100	25mm	9	3.0	536-040	
	12	12	12	12	100	40mm	11	0.5	536-042
			12	12	100	40mm	11	1.0	536-044
			12	12	100	40mm	11	1.5	536-046
			12	12	100	40mm	11	2.0	536-048
			12	12	100	40mm	11	2.5	536-049
			12	12	100	40mm	11	3.0	536-050
	14	14	14	14	125	50mm	13	0.5	536-052
			14	14	125	50mm	13	1	536-054
	16	16	16	16	125	50mm	14	0.5	536-056
			16	16	125	50mm	14	2.0	536-058
			16	16	125	50mm	14	1.5	536-060
			16	16	125	50mm	14	2.0	536-062
			16	16	125	50mm	14	2.5	536-063
			16	16	125	50mm	14	3.0	536-064
			16	16	125	50mm	14	4.0	536-066
20	20	20	20	150	65mm	18	0.5	536-068	
		20	20	150	65mm	18	1.0	536-070	
		20	20	150	65mm	18	1.5	536-072	
		20	20	150	65mm	18	2.0	536-074	
		20	20	150	65mm	18	2.5	536-075	
		20	20	150	65mm	18	3.0	536-076	
		20	20	150	65mm	18	4.0	536-078	

EXTRA LONG SQUARE ENDMILL



Fresa Extra Larga Punta Recta

2 Flutes	Extra Long Square	Coated and Uncoated
2 Filos	Fresa Extra Larga Punta Recta	Recubrimiento & Sin Recubrimiento



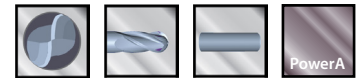
Length Key (K)

■ Stub
 ■ Standard
 ■ Long



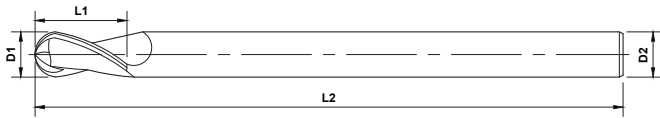
	OD	LOC	SHK	OAL	Uncoated	PowerA
	D1	L1	D2	L2	Part ID	Part ID
6		38	6	100	315-202	315-202-1
		75	6	150	315-204	315-204-1
		75	6	200	315-206	315-206-1
		75	8	200	315-208	315-208-1
8		42	8	100	315-210	315-210-1
		75	8	150	315-212	315-212-1
		75	8	200	315-214	315-214-1
		75	10	200	315-216	315-216-1
10		75	10	150	315-218	315-218-1
		75	10	200	315-220	315-220-1
12		75	12	150	315-222	315-222-1
		75	12	200	315-224	315-224-1
14		62	14	125	315-226	315-226-1
		75	14	150	315-228	315-228-1
		75	16	200	315-230	315-230-1
16		75	16	200	315-232	315-232-1
18		75	18	200	315-234	315-234-1
20		75	20	200	315-236	315-236-1

EXTRA LONG BALL ENDMILL



Fresa Extra Larga Punta Esferica

2 Flutes	Extra Long Ball	Coated and Uncoated
2 Filos	Fresa Extra Larga Punta Esferica	Recubrimiento & Sin Recubrimiento



Standard, Series 315

Length Key (K)

■ Stub
 ■ Standard
 ■ Long



	OD	LOC	SHK	OAL	Uncoated	PowerA
	D1	L1	D2	L2	Part ID	Part ID
6		38	6	100	315-002	315-002-1
		75	6	150	315-004	315-004-1
		75	6	200	315-006	315-006-1
		75	8	200	315-008	315-008-1
8		42	8	100	315-010	315-010-1
		75	8	150	315-012	315-012-1
		75	8	200	315-014	315-014-1
		75	10	200	315-016	315-016-1
10		75	10	150	315-018	315-018-1
		75	10	200	315-020	315-020-1
12		75	12	150	315-022	315-022-1
		75	12	200	315-024	315-024-1
14		62	14	125	315-026	315-026-1
		75	14	150	315-028	315-028-1
		75	16	200	315-030	315-030-1
16		75	16	200	315-032	315-032-1
18		75	18	200	315-034	315-034-1
20		75	20	200	315-036	315-036-1

HIGH PERFORMANCE ENDMILLS

Fresas de Alto Rendimiento

- **V4 and V5**
- **HY5**
- **F45**
- **Mold Mills**
- **TwisterMills**
- **Roughers**
- **AxMills**
- **45° HyperMills**
- **55° AlumaZips**

The customized geometries of our High Performance Endmills make these tool problem solvers for challenging milling operations.

Las geometrías personalizadas de nuestros fresas de alto rendimiento hacen que estas herramientas resuelvan problemas para las operaciones de fresado difíciles.

The logo for V4, featuring the letters 'V4' in a bold, red, italicized font with a yellow outline and a small gear-like symbol to the right.The logo for V5, featuring the letters 'V5' in a blue, italicized font with a yellow outline and a blue gear-like symbol to the right.The logo for F45, featuring the letters 'F45' in a blue, italicized font with a red outline and a blue gear-like symbol to the right.The logo for HY5, featuring the letters 'HY5' in a blue, italicized font with a silver gear-like symbol to the right.The logo for AxMill, featuring the letters 'AxMill' in a black, stylized font with a gear-like symbol to the right.

LEGENDS

Leyendas

Features

Rasgos

	2 Flutes		Multi-Flute		Ball End
	2 Filos		Multi-Filos		Fresa Punta Esferica
	3 Flutes		Plain Shank		Double End Sq.
	3 Filos		Zanco Estandard		Fresa de Doble Punta Cuadrada
	4 Flutes		Corner Radius		Double End Ball
	4 Filos		Fresa Con Radio Angulado		Fresa Doble Pluta Esferica
	6 Flutes		Square End		Weldon Flat
	6 Filos		Fresa Punta Recta		Zanco Plano

Mastercut's Superior Carbide Blend – A-Gr-SiV (Active Grain Sized Volume)

Our superior tungsten carbide gives you the ability to be **aggressive** when you need to be. Growth inhibitors in our submicron carbide blanks maintain the most consistent grain size available, giving you superior hardness and toughness.

El grado de Carburo de Mastercut Tool - A-Gr-SVI (Volumen del tamaño del grano activo)

Nuestro grado superior de carburo de tungsteno proporciona la habilidad de ser **agresivo** cuando se requiere que sea. Los inhibidores de crecimiento en nuestras barras de carburo submicrograno mantiene la consistencia de el grano de carburo dandole una mayor dureza y resistencia.

Coatings

Revestimientos








	PowerA		Uncoated		PowerNR
	PowerA (AlTiN)		sin recubrimiento		PowerNR (nACro)
	PowerT		PowerN		PowerN
	PowerT (TiN)		PowerN (nACo)		
	PowerZ		PowerC		PowerC
	PowerZ (ZrN)		PowerC (TiCN)		

TABLE OF CONTENTS - Tabla de Contenido







































































































	V4, V5, HY5 Tool Features Modelos V4, V5, Hy5	48	   	 
	F45, AxMill, HyperMill and AlumaZip Tool Features Modelos F45, Axmill, Hypermill & Alumazip	49	   	 
	V4 Square Endmills Fresa Punta Recta Serie V4	50	   	 
	V4 Ball Endmills Fresa Punta Esferica Serie V4	52	   	 
	V4 Corner Radius Endmills Fresa Con Radio Angulado Serie V4	54	   	 
	V5 Square Endmills Fresa Punta Recta Serie V5	61	   	 
	V5 Ball Endmills Fresa Punta Esferica Serie V5	62	   	 
	V5 Corner Radius Endmills Fresa Con Radio Angulado Serie V5	63	   	 
	HY5 Square Endmills Fresa Punta Recta Serie HY5	64	   	 
	HY5 Corner Radius Endmills Fresa Punta Esferica Serie HY5	65	   	 
	F45 6FL Square Endmills Fresa Punta Recta 6 Filos Serie F45	70	   	 
	F45 6FL Corner Radius Endmills Fresa Con Radio Angulado 6 Filos Serie F45	71	   	 
	Ball Necked Mold Mills Fresa Con Cuello Punta Esferica Para Moldes	72	   	 

TABLE OF CONTENTS - Tabla de Contenido

	Ball Necked Extended Reach Mold Mills Fresa Con Cuello Extendido Punta Esferica Para Moldes 72	Cermet Hardened H Cast Iron K Titanium S Stainless M Steel P
	3FL 60° Helix TwisterMills 3 Filos Angulo 60 Grados Serie Twistermills 73	Titanium S Stainless M Steel P
	Roughers - Coarse Pitch Fresa Para Desbaste Grueso 74	Cermet Hardened H Cast Iron K Titanium S Non-Ferrous N Stainless M Steel P
	Roughers - Fine Pitch Fresa Para Desbaste Fino 75	Cermet Hardened H Cast Iron K Titanium S Non-Ferrous N Stainless M Steel P
	Roughers - Medium Pitch Fresa Para Desbaste Mediano 76	Cermet Hardened H Cast Iron K Titanium S Non-Ferrous N Stainless M Steel P
	AxMills - Square End Fresa Punta Recta Serie Axmills 77	Non-Ferrous N
	AxMills - Corner Radius Fresa Con Radio Angulado Para Rompevirutas Serie: Axmills. 78	Non-Ferrous N
	AxMills -Square End Chipbreaker Fresa Punta Recta Rompevirutas Serie: Axmills 80	Non-Ferrous N
	AxMills - Corner Radius Chipbreaker Fresa Con Radio Angulado Para Rompevirutas Serie: Axmills 80	Non-Ferrous N
	45° HyperMills Angulo 45 Grados Hypermills. 81	Non-Ferrous N
	55° AlumaZips Angulo 55 Grados Alumazips 81	Non-Ferrous N

HIGH PERFORMANCE TOOL FEATURES

Características de la herramienta de alto rendimiento



V4

- The variable 4 flute design interrupts harmonic vibrations to provide improved feeds and speeds, superior finishes and longer tool life
- Ideal for roughing to finishing operations, in both peripheral and slotting functions
- Available in our proprietary and proven PowerA (AlTiN) and the optional nanocomposite PowerNR (nACRo) for difficult-to-machine alloys
- El diseño variable de 4 filos interrumpe las vibraciones armónicas para poder suministrar mayor Avance y velocidad dando mejores acabados y vida más prolongada de la herramienta.
- Ideal para endurecer las operaciones de acabado, tanto en las funciones periféricas como en las de abertura
- Disponible en nuestra PowerA (AlTiN) probada y el nanocompuesto opcional PowerNR (nACRo) para aleaciones difíciles
- También consulte nuestra línea Pro+ Performance V4



V5

- An impressive combination of variable flutes, a thicker core and eccentrically-ground relief, adding to performance and value
- A strong, stable performer sure to provide chatter-free finishes and aggressive material removal rates
- Available in PowerA (AlTiN) and nanocomposite PowerNR (nACRo) where tool-life demands the very finest coating available
- 5 Flute design
- La combinación impresionante de filos variables, núcleo más grueso y el relieve de base excéntrica añade el valor y rendimiento de la herramienta
- El fresado fuerte y estable proporciona acabados libres de vibraciones y tasas de eliminación de material agresivo
- Disponible en PowerA (AlTiN) y el nanocompuesto PowerNR (nACRo) donde la vida de la herramienta exige el recubrimiento más fino disponible
- Diseño de 5 filos



HJS

- High performing, broad spectrum semi-finisher/finisher
- Outstanding in stainless steels, high temp alloys, mold steels to 45 Rc
- 5 flute, 45° helix, eccentric grind provides a smooth cutting action with superb chip evacuation
- 20% + increase in productivity versus 4 fluted endmills
- Minimal tool deflection equals better part tolerance
- Stub, standard and long lengths, in square end and corner radius options
- Coated with PowerA (AlTiN)
- Alto rendimiento, amplio espectro de semiacabado/acabado
- Sobresaliente Desempeño en aceros inoxidable, aleaciones de altas temperaturas, aceros moldeados a 45 Rc
- 5 filos, hélices de 45°, triturado excéntrico proporcionan una acción de corte suave con excelente evacuación de viruta.
- 20% de aumento en la productividad versus fresas de 4 filos
- La deformación mínima de la herramienta equivale a una mejor tolerancia
- Longitudes estándares, cortas y largas en opciones de fresas cuadradas y radio angulado
- Recubrimiento PowerA (AlTiN)

V4, V5 AND HY5

V4, V5, y HY5



- 6 flute, high performance finisher providing superb finishes in stainless steels, nickel alloys, Inconels, titanium and more
- 45° degree helix provides superb chip evacuation and excellent shearing action.
- Reduced load pressures and super-stiff design promotes less chatter and the best performance in light finishing applications
- Coated with PowerA (AlTiN)

- 6 filos, acabados de alto rendimiento que proporcionan acabados excelentes en aceros inoxidable, aleaciones de níquel, Inconels, titanio y más
- Hélices de 45° proporcionan una excelente evacuación de la viruta y una acción de cizalladura magnífica.
- Las presiones reducidas de carga y el diseño muy rígido fomentan menos vibraciones y mejor rendimiento en aplicaciones de acabado ligero.
- Recubrimiento PowerA (AlTiN)



- High performance design for aggressive aluminum milling
- Incorporates a high shear, high rake geometry
- 2 and 3 flute, square end, corner radius and ball end styles
- Available in uncoated and optional PowerZ (Zirconium Nitride) coating
- Chipbreaker option where chip control or spindle horsepower is a concern

- Diseño de alto rendimiento para fresado de aluminio agresivo
- Incorporar una cizalladura alta para una alta geometría de corte
- 2 y 3 filos, fresas cuadradas, radio angulado y esférica
- Disponible sin revestimiento y revestimiento opcional PowerZ (Nitruro de circonio)
- La opción de desbaste de viruta cuando el control del chip o la potencia del eje son un problema



HyperMill

- Aggressive metal removal rates in aluminum and non-ferrous materials
- 45° helix increases stiffness and improves surface finish
- 2 Flute design

- Eliminación agresiva de material en aluminio y materiales no ferrosos
- La hélice de 45° aumenta la rigidez y mejora el acabado de la superficie.
- Diseño de 2 filos




AlumaZip

- High performance 2 Flute design for high metal removal rates in aluminum and non-ferrous materials
- 55° helix combines a super-stiff profile with a rapid evacuation of chips
- High helix fluting increases contact area, thereby imparting better surface finishes

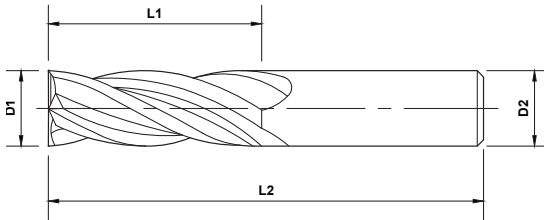
- Alto rendimiento del diseño de 2 filos para la eliminación en aluminio y materiales no ferrosos
- La hélice de 55° combina un perfil muy rígido con una evacuación rápida de viruta.
- El acanalado de hélice alta aumenta el área de contacto para tener como resultado mejores acabados de superficie.

V4 SQUARE ENDMILLS



Fresa Punta Recta Serie V4


4 Flutes	Coated with or without flat	Unique variable design for faster speeds and feeds
4 Filos	Con Recubrimiento, con o sin chamfer	Diseño unico variable para mayores velocidades y avances



Length Key (K)

■ Stub
 ■ Standard
 ■ Long


Quick Ship Items



K	OD	LOC	SHK	OAL	PowerA	
					No Flat	With Flat
3	D1	12	3	38	500-002-1	500-002W-1
		8	6	57	500-004-1	500-004W-1
		20	3	65	501-002-1	501-002W-1
		6	3	38	502-002-1	502-002W-1
3.5	D1	7	6	57	500-006-1	500-006W-1
		14	4	50	500-008-1	500-008W-1
4	D1	11	6	57	500-010-1	500-010W-1
		20	4	65	501-004-1	501-004W-1
		8	4	50	502-004-1	502-004W-1
4.5	D1	9	6	57	500-012-1	500-012W-1
		16	5	50	500-014-1	500-014W-1
5	D1	13	6	57	500-016-1	500-016W-1
		20	5	75	501-006-1	501-006W-1
		10	5	50	502-006-1	502-006W-1
6	D1	19	6	63	500-018-1	500-018W-1
		25	6	75	501-008-1	501-008W-1
		12	6	50	502-008-1	502-008W-1
		13	6	57	502-010-1	502-010W-1

- Flats are not recommended on shank diameters smaller than 8mm.
- No es recomendable el uso de herramientas con zanco plano en diámetros menores a los 8mm.

V4 SQUARE ENDMILLS




Fresa Punta Recta Serie V4

HIGH PERFORMANCE ENDMILLS



Length Key (K)

■ Stub
 ■ Standard
 ■ Long




Quick Ship Items

K	OD	LOC	SHK	OAL	PowerA	
	D1	L1	D2	L2	No Flat	With Flat
8		19	8	63	500-020-1	500-020W-1
		25	8	75	501-010-1	501-010W-1
		12	8	50	502-012-1	502-012W-1
10		22	10	70	500-022-1	500-022W-1
		38	10	100	501-012-1	501-012W-1
		14	10	50	502-014-1	502-014W-1
12		25	12	75	500-024-1	500-024W-1
		50	12	100	501-014-1	501-014W-1
		16	12	63	502-016-1	502-016W-1
14		25	14	88	500-026-1	500-026W-1
		56	14	125	501-016-1	501-016W-1
16		32	16	88	500-028-1	500-028W-1
		56	16	150	501-018-1	501-018W-1
18		36	18	100	500-030-1	500-030W-1
		56	18	150	501-020-1	501-020W-1
20		38	20	100	500-032-1	500-032W-1
		56	20	150	501-022-1	501-022W-1
25		38	25	100	500-034-1	500-034W-1
		70	25	150	501-024-1	501-024W-1

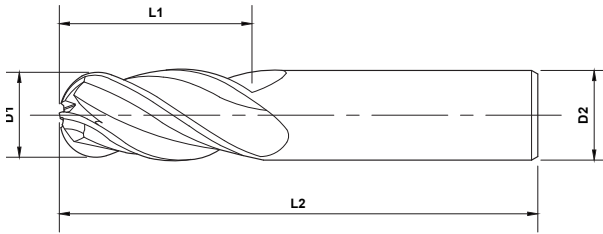
- Flats are not recommended on shank diameters smaller than 8mm.
- No es recomendable el uso de herramientas con zanco plano en diámetros menores a los 8mm.

V4 BALL ENDMILLS



Fresa Punta Esferica Serie V4



4 Flutes	Coated with or without flat	Unique variable design for faster speeds and feeds
4 Filos	Con Recubrimiento, con o sin chamfer	Diseño unico variable para mayores velocidades y avances



Length Key (K)



Quick Ship Items




K	OD	LOC	SHK	OAL	PowerA	
					No Flat	With Flat
	D1	L1	D2	L2		
3		6	3	38	502-202-1	502-202W-1
		8	6	57	500-204-1	500-204W-1
		12	3	38	500-202-1	500-202W-1
		20	3	65	501-202-1	501-202W-1
3.5		7	6	57	500-206-1	500-206W-1
4		8	4	50	502-204-1	502-204W-1
		11	6	57	500-210-1	500-210W-1
		14	4	50	500-208-1	500-208W-1
		20	4	65	501-204-1	501-204W-1
4.5		9	6	57z	500-212-1	500-212W-1
5		10	5	50	502-206-1	502-206W-1
		13	6	57	500-216-1	500-216W-1
		16	5	50	500-214-1	500-214W-1
		25	5	75	501-206-1	501-206W-1
6		12	6	50	502-208-1	502-208W-1
		13	6	57	502-210-1	502-210W-1
		19	6	63	500-218-1	500-218W-1
		25	6	75	501-208-1	501-208W-1

- Flats are not recommended on shank diameters smaller than 8mm.
- No es recomendable el uso de herramientas con zanco plano en diametros menores a los 8mm.

V4 BALL ENDMILLS

Fresa Punta Esferica Serie V4



HIGH PERFORMANCE ENDMILLS



Length Key (K)

■ Stub
 ■ Standard
 ■ Long


Quick Ship Items



K	OD	LOC	SHK	OAL	PowerA	
					No Flat	With Flat
	D1	L1	D2	L2		
8		12	8	50	502-212-1	502-212W-1
		19	8	63	500-220-1	500-220W-1
		25	8	75	501-210-1	501-210W-1
10		14	10	50	502-214-1	502-214W-1
		22	10	70	500-222-1	500-222W-1
		38	10	100	501-212-1	501-212W-1
12		16	12	63	502-216-1	502-216W-1
		25	12	75	500-224-1	500-224W-1
		50	12	100	501-214-1	501-214W-1
14		25	14	88	500-226-1	500-226W-1
		56	14	125	501-216-1	501-216W-1
16		32	16	88	500-228-1	500-228W-1
		56	16	150	501-218-1	501-218W-1
18		36	18	100	500-230-1	500-230W-1
		56	18	150	501-220-1	501-220W-1
20		38	20	100	500-232-1	500-232W-1
		56	20	150	501-222-1	501-222W-1
25		38	25	100	500-234-1	500-234W-1
		70	25	150	501-224-1	501-224W-1

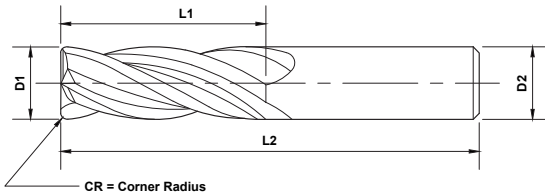
- Flats are not recommended on shank diameters smaller than 8mm.
- No es recomendable el uso de herramientas con zanco plano en diámetros menores a los 8mm.

V4 CORNER RADIUS ENDMILLS



Fresa Con Radio Angulado Serie V4

4 Flutes	Coated with or without flat
4 Filos	Con Recubrimiento, con o sin chamfer
Unique variable design for faster speeds and feeds	Quiet operation and better finish
Diseño unico variable para mayores velocidades y avances	Operacion silenciosa y mejor acabado



PowerA



Length Key (K)



Quick Ship Items

K	OD	LOC	SHK	OAL	Radius	PowerA		
	D1	L1	D2	L2	R	No Flat	With Flat	
3	6	6	3	38	0.25	502-401-1	502-401W-1	
		6	3	38	0.50	502-402-1	502-402W-1	
		6	3	38	0.75	502-403-1	502-403W-1	
		6	3	38	1.00	502-404-1	502-404W-1	
	8	8	6	6	57	0.25	500-410-1	500-410W-1
			8	6	57	0.50	500-411-1	500-411W-1
		12	3	38	0.25	500-400-1	500-400W-1	
			3	38	0.50	500-401-1	500-401W-1	
		20	3	38	0.75	500-402-1	500-402W-1	
				65	0.25	501-400-1	501-400W-1	
			3	65	0.50	501-401-1	501-401W-1	
				65	0.75	501-402-1	501-402W-1	
65	1.00	501-403-1	501-403W-1					
4	8	4	50	0.25	502-410-1	502-410W-1		
		4	50	0.50	502-411-1	502-411W-1		
		4	50	0.75	502-412-1	502-412W-1		
		4	50	1.00	502-413-1	502-413W-1		
	11	6	57	0.25	500-430-1	500-430W-1		
			57	0.50	500-431-1	500-431W-1		
		6	57	1.00	500-433-1	500-433W-1		
			50	0.25	500-420-1	500-420W-1		
		14	4	50	0.50	500-421-1	500-421W-1	
				50	0.75	500-422-1	500-422W-1	
			4	50	1.00	500-423-1	500-423W-1	

- Flats are not recommended on shank diameters smaller than 8mm.
- No es recomendable el uso de herramientas con zanco plano en diámetros menores a los 8mm.

V4 CORNER RADIUS ENDMILLS



Fresa Con Radio Angulado Serie V4



HIGH PERFORMANCE ENDMILLS

Length Key (K)




Quick Ship Items



K	OD	LOC	SHK	OAL	Radius	PowerA	
	D1	L1	D2	L2	R	No Flat	With Flat
4	20	4	65	0.25	501-410-1	501-410W-1	
	20	4	65	0.50	501-411-1	501-411W-1	
	20	4	65	0.75	501-412-1	501-412W-1	
	20	4	65	1.00	501-413-1	501-413W-1	
5	10	5	50	0.25	502-420-1	502-420W-1	
	10	5	50	0.50	502-421-1	502-421W-1	
	10	5	50	0.75	502-422-1	502-422W-1	
	10	5	50	1.00	502-423-1	502-423W-1	
	16	5	50	0.25	500-440-1	500-440W-1	
	16	5	50	0.50	500-441-1	500-441W-1	
	16	5	50	0.75	500-442-1	500-442W-1	
	16	5	50	1.00	500-443-1	500-443W-1	
	20	5	75	0.25	501-420-1	501-420W-1	
	20	5	75	0.50	501-422-1	501-422W-1	
	20	5	75	0.75	501-423-1	501-423W-1	
	20	5	75	1.00	501-424-1	501-424W-1	
	13	6	57	0.25	500-450-1	500-450W-1	
	13	6	57	0.50	500-451-1	500-451W-1	
13	6	57	1.00	500-453-1	500-453W-1		
6	12	6	50	0.25	502-430-1	502-430W-1	
	12	6	50	0.50	502-431-1	502-431W-1	
	12	6	50	0.75	502-432-1	502-432W-1	
	12	6	50	1.00	502-433-1	502-433W-1	
	12	6	50	1.25	502-434-1	502-434W-1	
	12	6	50	1.50	502-435-1	502-435W-1	
	12	6	50	2.00	502-436-1	502-436W-1	
	13	6	57	0.25	502-440-1	502-440W-1	
13	6	57	0.50	502-441-1	502-441W-1		

- Flats are not recommended on shank diameters smaller than 8mm.
- No es recomendable el uso de herramientas con zanco plano en diámetros menores a los 8mm.

V4 CORNER RADIUS ENDMILLS



Fresa Con Radio Angulado Serie V4



Length Key (K)

■ Stub
 ■ Standard
 ■ Long


Quick Ship Items



K	OD	LOC	SHK	OAL	Radius	PowerA	
	D1	L1	D2	L2	R	No Flat	With Flat
6	13	6	57	1.00	502-443-1	502-443W-1	
	13	6	57	1.50	502-445-1	502-445W-1	
	13	6	57	2.00	502-446-1	502-446W-1	
	19	6	63	0.25	500-460-1	500-460W-1	
	19	6	63	0.50	500-461-1	500-461W-1	
	19	6	63	0.75	500-462-1	500-462W-1	
	19	6	63	1.00	500-463-1	500-463W-1	
	19	6	63	1.25	500-464-1	500-464W-1	
	19	6	63	1.50	500-465-1	500-465W-1	
	19	6	63	2.00	500-466-1	500-466W-1	
	25	6	75	0.25	501-430-1	501-430W-1	
	25	6	75	0.50	501-431-1	501-431W-1	
	25	6	75	0.75	501-432-1	501-432W-1	
	25	6	75	1.00	501-433-1	501-433W-1	
	25	6	75	1.25	501-434-1	501-434W-1	
	8	12	8	50	0.50	502-451-1	502-451W-1
12		8	50	0.75	502-452-1	502-452W-1	
12		8	50	1.00	502-453-1	502-453W-1	
12		8	50	1.25	502-454-1	502-454W-1	
12		8	50	1.50	502-455-1	502-455W-1	
12		8	50	2.00	502-456-1	502-456W-1	
12		8	50	3.00	502-457-1	502-457W-1	
19		8	63	0.50	500-471-1	500-471W-1	
19		8	63	0.75	500-472-1	500-472W-1	
19		8	63	1.00	500-473-1	500-473W-1	
19		8	63	1.25	500-474-1	500-474W-1	
19		8	63	1.50	500-475-1	500-475W-1	
19		8	63	2.00	500-476-1	500-476W-1	
19		8	63	3.00	500-477-1	500-477W-1	
25		8	75	0.50	501-441-1	501-441W-1	
25		8	75	0.75	501-442-1	501-442W-1	
25	8	75	1.00	501-443-1	501-443W-1		

- Flats are not recommended on shank diameters smaller than 8mm.
- No es recomendable el uso de herramientas con zanco plano en diámetros menores a los 8mm.

V4 CORNER RADIUS ENDMILLS





Fresa Con Radio Angulado Serie V4



Length Key (K)




Quick Ship Items



K	OD	LOC	SHK	OAL	Radius	PowerA	
	D1	L1	D2	L2	R	No Flat	With Flat
8	25	8	75	1.25	501-444-1	501-444W-1	
	25	8	75	1.50	501-445-1	501-445W-1	
	25	8	75	2.00	501-446-1	501-446W-1	
	25	8	75	3.00	501-447-1	501-447W-1	
10	14	10	50	0.50	502-461-1	502-461W-1	
	14	10	50	0.75	502-462-1	502-462W-1	
	14	10	50	1.00	502-463-1	502-463W-1	
	14	10	50	1.25	502-464-1	502-464W-1	
	14	10	50	1.50	502-465-1	502-465W-1	
	14	10	50	2.00	502-466-1	502-466W-1	
	14	10	50	3.00	502-467-1	502-467W-1	
	22	10	70	0.50	500-481-1	500-481W-1	
	22	10	70	0.75	500-482-1	500-482W-1	
	22	10	70	1.00	500-483-1	500-483W-1	
	22	10	70	1.25	500-484-1	500-484W-1	
	22	10	70	1.50	500-485-1	500-485W-1	
	22	10	70	2.00	500-486-1	500-486W-1	
	22	10	70	3.00	500-487-1	500-487W-1	
	38	10	100	0.50	501-451-1	501-451W-1	
	38	10	100	0.75	501-452-1	501-452W-1	
38	10	100	1.00	501-453-1	501-453W-1		
38	10	100	1.25	501-454-1	501-454W-1		
38	10	100	1.50	501-455-1	501-455W-1		
38	10	100	2.00	501-456-1	501-456W-1		
38	10	100	3.00	501-457-1	501-457W-1		
12	16	12	63	0.50	502-471-1	502-471W-1	
	16	12	63	0.75	502-472-1	502-472W-1	
	16	12	63	1.00	502-473-1	502-473W-1	
	16	12	63	1.25	502-474-1	502-474W-1	
	16	12	63	1.50	502-475-1	502-475W-1	
	16	12	63	2.00	502-476-1	502-476W-1	
	16	12	63	3.00	502-477-1	502-477W-1	
	16	12	63	4.00	502-478-1	502-478W-1	
	25	12	75	0.50	500-491-1	500-491W-1	

- Flats are not recommended on shank diameters smaller than 8mm.
- No es recomendable el uso de herramientas con zanco plano en diámetros menores a los 8mm.

V4 CORNER RADIUS ENDMILLS



Fresa Con Radio Angulado Serie V4



Length Key (K)

■ Stub
 ■ Standard
 ■ Long


Quick Ship Items



K	OD	LOC	SHK	OAL	Radius	PowerA	
	D1	L1	D2	L2	R	No Flat	With Flat
12	25	12	75	0.75	500-492-1	500-492W-1	
	25	12	75	1.00	500-493-1	500-493W-1	
	25	12	75	1.25	500-494-1	500-494W-1	
	25	12	75	1.50	500-495-1	500-495W-1	
	25	12	75	2.00	500-496-1	500-496W-1	
	25	12	75	3.00	500-497-1	500-497W-1	
	25	12	75	4.00	500-498-1	500-498W-1	
	50	12	100	0.50	501-461-1	501-461W-1	
	50	12	100	0.75	501-462-1	501-462W-1	
	50	12	100	1.00	501-463-1	501-463W-1	
	50	12	100	1.25	501-464-1	501-464W-1	
	50	12	100	1.50	501-465-1	501-465W-1	
	50	12	100	2.00	501-466-1	501-466W-1	
	50	12	100	3.00	501-467-1	501-467W-1	
50	12	100	4.00	501-468-1	501-468W-1		
14	25	14	88	0.50	500-501-1	500-501W-1	
	25	14	88	0.75	500-502-1	500-502W-1	
	25	14	88	1.00	500-503-1	500-503W-1	
	25	14	88	1.50	500-505-1	500-505W-1	
	25	14	88	2.00	500-506-1	500-506W-1	
	25	14	88	3.00	500-507-1	500-507W-1	
	25	14	88	4.00	500-508-1	500-508W-1	
	56	14	125	0.50	501-471-1	501-471W-1	
	56	14	125	0.75	501-472-1	501-472W-1	
	56	14	125	1.00	501-473-1	501-473W-1	
	56	14	125	1.50	501-475-1	501-475W-1	
	56	14	125	2.00	501-476-1	501-476W-1	
	56	14	125	3.00	501-477-1	501-477W-1	
	56	14	125	4.00	501-478-1	501-478W-1	
16	32	16	88	0.50	500-511-1	500-511W-1	
	32	16	88	0.75	500-512-1	500-512W-1	
	32	16	88	1.00	500-513-1	500-513W-1	
	32	16	88	1.50	500-515-1	500-515W-1	
	32	16	88	2.00	500-516-1	500-516W-1	

- Flats are not recommended on shank diameters smaller than 8mm.
- No es recomendable el uso de herramientas con zanco plano en diámetros menores a los 8mm.

V4 CORNER RADIUS ENDMILLS





Fresa Con Radio Angulado Serie V4



HIGH PERFORMANCE ENDMILLS

Length Key (K)




Quick Ship Items

K	OD	LOC	SHK	OAL	Radius	PowerA																																																												
						No Flat	With Flat																																																											
	D1	L1	D2	L2	R																																																													
16	32	16	88	3.00	500-517-1	500-517W-1																																																												
							32	16	88	4.00	500-518-1	500-518W-1																																																						
													56	16	150	0.50	501-481-1	501-481W-1																																																
																			56	16	150	0.75	501-482-1	501-482W-1																																										
																									56	16	150	1.00	501-483-1	501-483W-1																																				
																															56	16	150	1.50	501-485-1	501-485W-1																														
																																					56	16	150	2.00	501-486-1	501-486W-1																								
																																											56	16	150	3.00	501-487-1	501-487W-1																		
56	16	150	4.00	501-488-1	501-488W-1																																																													
						18	36	18	100	0.50	500-521-1	500-521W-1																																																						
													36	18	100	0.75	500-522-1	500-522W-1																																																
																			36	18	100	1.00	500-523-1	500-523W-1																																										
																									36	18	100	1.50	500-525-1	500-525W-1																																				
																															36	18	100	2.00	500-526-1	500-526W-1																														
																																					36	18	100	3.00	500-527-1	500-527W-1																								
																																											36	18	100	4.00	500-528-1	500-528W-1																		
56	18	150	0.50	501-491-1	501-491W-1																																																													
																																																	56	18	150	0.75	501-492-1	501-492W-1												
																																																							56	18	150	1.00	501-493-1	501-493W-1						
																																																													56	18	150	1.50	501-495-1	501-495W-1
						56	18	150	3.00	501-497-1	501-497W-1																																																							
												56	18	150	4.00	501-498-1	501-498W-1																																																	
																		20	38	20	100	0.50	500-531-1	500-531W-1																																										
																									38	20	100	0.75	500-532-1	500-532W-1																																				
																															38	20	100	1.00	500-533-1	500-533W-1																														
																																					38	20	100	1.50	500-535-1	500-535W-1																								
																																											38	20	100	2.00	500-536-1	500-536W-1																		
38	20	100	3.00	500-537-1	500-537W-1																																																													
																																																	38	20	100	4.00	500-538-1	500-538W-1												
																																																							38	20	100	5.00	500-539-1	500-539W-1						
																																																													56	20	150	0.50	501-501-1	501-501W-1
						56	20	150	1.00	501-503-1	501-503W-1																																																							

- Flats are not recommended on shank diameters smaller than 8mm.
- No es recomendable el uso de herramientas con zanco plano en diámetros menores a los 8mm.

V4 CORNER RADIUS ENDMILLS




Fresa Con Radio Angulado Serie V4



Length Key (K)




Quick Ship Items



K	OD	LOC	SHK	OAL	Radius	PowerA	
	D1	L1	D2	L2	R	No Flat	With Flat
20		56	20	150	1.50	501-505-1	501-505W-1
		56	20	150	2.00	501-506-1	501-506W-1
		56	20	150	3.00	501-507-1	501-507W-1
		56	20	150	4.00	501-508-1	501-508W-1
		56	20	150	5.00	501-509-1	501-509W-1
25		38	25	100	0.50	500-541-1	500-541W-1
		38	25	100	0.75	500-542-1	500-542W-1
		38	25	100	1.00	500-543-1	500-543W-1
		38	25	100	1.50	500-545-1	500-545W-1
		38	25	100	2.00	500-546-1	500-546W-1
		38	25	100	3.00	500-547-1	500-547W-1
		38	25	100	4.00	500-548-1	500-548W-1
		38	25	100	5.00	500-549-1	500-549W-1
		70	25	150	0.50	501-511-1	501-511W-1
		70	25	150	0.75	501-512-1	501-512W-1
		70	25	150	1.00	501-513-1	501-513W-1
		70	25	150	1.50	501-515-1	501-515W-1
		70	25	150	2.00	501-516-1	501-516W-1
		70	25	150	3.00	501-517-1	501-517W-1
		70	25	150	4.00	501-518-1	501-518W-1
	70	25	150	5.00	501-519-1	501-519W-1	

- Flats are not recommended on shank diameters smaller than 8mm.
- No es recomendable el uso de herramientas con zanco plano en diámetros menores a los 8mm.

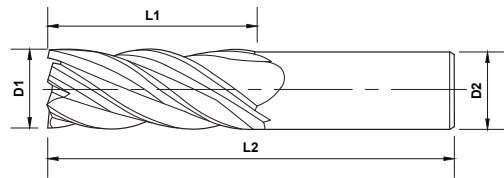
V5 SQUARE ENDMILLS



Fresa Punta Recta Serie V5

HIGH PERFORMANCE ENDMILLS

5 Flutes	Coated with or without flat	Quiet operation and better finish
5 Filos	Con Recubrimiento, con o sin chamfer	Operacion silenciosa y mejor acabado



PowerA




Length Key (K)



Quick Ship Items

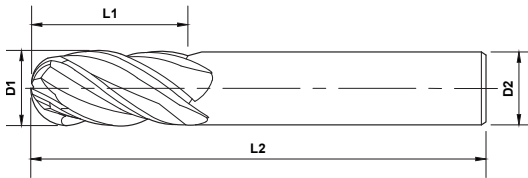
	OD	LOC	SHK	OAL	PowerA	
	D1	L1	D2	L2	No Flat	With Flat
8		12	8	50	510-010-1	510-010W-1
		19	8	63	508-010-1	508-010W-1
		25	8	75	509-010-1	509-010W-1
10		14	10	50	510-012-1	510-012W-1
		22	10	70	508-012-1	508-012W-1
		38	10	100	509-012-1	509-012W-1
12		16	12	63	510-014-1	510-014W-1
		25	12	75	508-014-1	508-014W-1
		50	12	100	509-014-1	509-014W-1
14		25	14	88	508-016-1	508-016W-1
		56	14	125	509-016-1	509-016W-1
16		32	16	88	508-018-1	508-018W-1
		56	16	150	509-018-1	509-018W-1
18		36	18	100	508-020-1	508-020W-1
		56	18	150	509-020-1	509-020W-1
20		38	20	100	508-022-1	508-022W-1
		56	20	150	509-022-1	509-022W-1
25		38	25	100	508-024-1	508-024W-1
		70	25	150	509-024-1	509-024W-1

V5 BALL ENDMILLS



Fresa Punta Esferica Serie V5


5 Flutes	Coated with or without flat	Quiet operation and better finish
5 Filos	Con Recubrimiento, con o sin chamfer	Operacion silenciosa y mejor acabado



Length Key (K)




Quick Ship Items



	OD	LOC	SHK	OAL	PowerA	
					No Flat	With Flat
	D1	L1	D2	L2		
8		12	8	50	510-210-1	510-210W-1
		19	8	63	508-210-1	508-210W-1
		25	8	75	509-210-1	509-210W-1
10		14	10	50	510-212-1	510-212W-1
		22	10	70	508-212-1	508-212W-1
		38	10	100	509-212-1	509-212W-1
12		16	12	63	510-214-1	510-214W-1
		25	12	75	508-214-1	508-214W-1
		50	12	100	509-214-1	509-214W-1
14		25	14	88	508-216-1	508-216W-1
		56	14	125	509-216-1	509-216W-1
16		32	16	88	508-218-1	508-218W-1
		56	16	150	509-218-1	509-218W-1
18		36	18	100	508-220-1	508-220W-1
		56	18	150	509-220-1	509-220W-1
20		38	20	100	508-222-1	508-222W-1
		56	20	150	509-222-1	509-222W-1
25		38	25	100	508-224-1	508-224W-1
		70	25	150	509-224-1	509-224W-1

- Flats are not recommended on shank diameters smaller than 8mm.
- No es recomendable el uso de herramientas con zanco plano en diámetros menores a los 8mm.

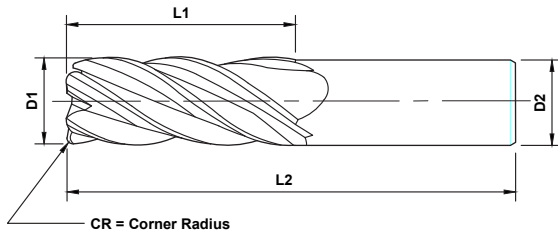
V5 CORNER RADIUS ENDMILLS



Fresa Con Radio Angulado Serie V5

HIGH PERFORMANCE ENDMILLS

5 Flutes	Coated with or without flat	Quiet operation and better finish
5 Filos	Con Recubrimiento, con o sin chamfer	Operacion silenciosa y mejor acabado




PowerA



Length Key (K)




Quick Ship Items



	OD	LOC	SHK	OAL	Radius	PowerA	
	D1	L1	D2	L2	R	No Flat	With Flat
6	15	6	75	0.50	509-431-1	509-431W-1	
		8	50	0.50	510-441-1	510-441W-1	
8	19	8	63	0.50	508-441-1	508-441W-1	
		8	75	0.50	509-441-1	509-441W-1	
		25	75	0.50	510-451-1	510-451W-1	
10	22	10	70	0.50	508-451-1	508-451W-1	
		10	100	0.50	509-451-1	509-451W-1	
		38	100	0.50	510-462-1	510-462W-1	
12	25	12	75	0.75	508-462-1	508-462W-1	
		12	100	0.75	509-462-1	509-462W-1	
		50	100	0.75	508-472-1	508-472W-1	
14	56	14	88	0.75	508-472-1	508-472W-1	
		14	125	0.75	509-472-1	509-472W-1	
16	56	16	88	0.75	508-482-1	508-482W-1	
		16	150	0.75	509-482-1	509-482W-1	
18	56	18	100	0.75	508-492-1	508-492W-1	
		18	150	0.75	509-492-1	509-492W-1	
20	56	20	100	0.75	508-502-1	508-502W-1	
		20	150	0.75	509-502-1	509-502W-1	
25	70	25	100	0.75	508-512-1	508-512W-1	
		25	150	0.75	509-512-1	509-512W-1	

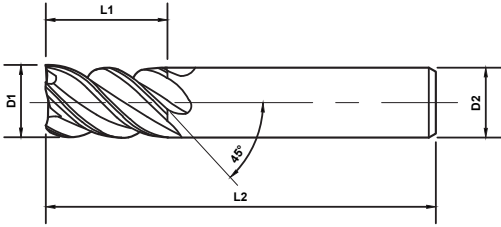
- Flats are not recommended on shank diameters smaller than 8mm.
- No es recomendable el uso de herramientas con zanco plano en diametros menores a los 8mm.

HY5 SQUARE ENDMILLS



Fresa Punta Recta Serie HY5



5 Flutes	Coated with or without flat	Unique 5 flute design for faster speeds and feeds
5 Filos	Con Recubrimiento, con o sin chamfer	Diseño unico en 5 filos para mayor velocidad y avance



Length Key (K)




Quick Ship Items



OD	LOC	SHK	OAL	PowerA		PowerNR	
				No Flat	With Flat	No Flat	With Flat
3	6	3	38	547-002-1	547-002W-1	547-002-8	547-002W-8
	12	3	38	545-002-1	545-002W-1	545-002-8	545-002W-8
	20	3	65	546-002-1	546-002W-1	546-002-8	546-002W-8
4	8	4	50	547-004-1	547-004W-1	547-004-8	547-004W-8
	14	4	50	545-008-1	545-008W-1	545-008-8	545-008W-8
	20	4	65	546-004-1	546-004W-1	546-004-8	546-004W-8
5	10	5	50	547-006-1	547-006W-1	547-006-8	547-006W-8
	16	5	50	545-014-1	545-014W-1	545-014-8	545-014W-8
	20	5	75	546-006-1	546-006W-1	546-006-8	546-006W-8
6	12	6	50	547-008-1	547-008W-1	547-008-8	547-008W-8
	19	6	63	545-018-1	545-018W-1	545-018-8	545-018W-8
	25	6	75	546-008-1	546-008W-1	546-008-8	546-008W-8
8	12	8	50	547-012-1	547-012W-1	547-012-8	547-012W-8
	19	8	63	545-020-1	545-020W-1	545-020-8	545-020W-8
	25	8	75	546-010-1	546-010W-1	546-010-8	546-010W-8
10	14	10	50	547-014-1	547-014W-1	547-014-8	547-014W-8
	22	10	70	545-022-1	545-022W-1	545-022-8	545-022W-8
	38	10	100	546-012-1	546-012W-1	546-012-8	546-012W-8
12	16	12	63	547-016-1	547-016W-1	547-016-8	547-016W-8
	25	12	75	545-024-1	545-024W-1	545-024-8	545-024W-8
	50	12	100	546-014-1	546-014W-1	546-014-8	546-014W-8
14	25	14	88	545-026-1	545-026W-1	545-026-8	545-026W-8
	56	14	125	546-016-1	546-016W-1	546-016-8	546-016W-8
16	32	16	88	545-028-1	545-028W-1	545-028-8	545-028W-8
	56	16	150	546-018-1	546-018W-1	546-018-8	546-018W-8
18	36	18	100	545-030-1	545-030W-1	545-030-8	545-030W-8
	56	18	150	546-020-1	546-020W-1	546-020-8	546-020W-8
20	38	20	100	545-032-1	545-032W-1	545-032-8	545-032W-8
	56	20	150	546-022-1	546-022W-1	546-022-8	546-022W-8
25	38	25	100	545-034-1	545-034W-1	545-034-8	545-034W-8
	70	25	150	546-024-1	546-024W-1	546-024-8	546-024W-8

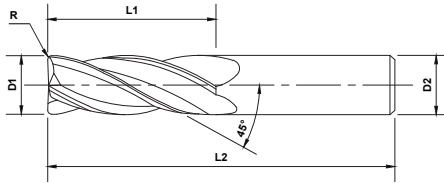
HY5 CORNER RADIUS ENDMILLS



Fresa Punta Esferica Serie HY5

HIGH PERFORMANCE ENDMILLS

5 Flutes	Coated with or without flat	Unique 5 flute design for faster speeds and feeds
5 Filos	Con Recubrimiento, con o sin chamfer	Diseño unico en 5 filos para mayor velocidad y avance



PowerA



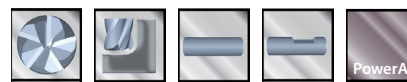
Length Key (K)

■ Stub
 ■ Standard
 ■ Long




	OD	LOC	SHK	OAL	Radius	PowerA		
	D1	L1	D2	L2	R	No Flat	With Flat	
■	3	6	3	38	0.25	547-401-1	547-401W-1	
		6	3	38	0.50	547-402-1	547-402W-1	
		6	3	38	0.75	547-403-1	547-403W-1	
		6	3	38	1.00	547-404-1	547-404W-1	
	■	3	12	3	38	0.25	545-400-1	545-400W-1
			12	3	38	0.50	545-401-1	545-401W-1
			12	3	38	0.75	545-402-1	545-402W-1
			20	3	65	0.25	546-400-1	546-400W-1
		3	20	3	65	0.50	546-401-1	546-401W-1
			20	3	65	0.75	546-402-1	546-402W-1
			20	3	65	1.00	546-403-1	546-403W-1
			■	4	8	4	50	0.25
8	4	50			0.50	547-411-1	547-411W-1	
8	4	50			0.75	547-412-1	547-412W-1	
8	4	50			1.00	547-413-1	547-413W-1	
4	14	4		50	0.25	545-420-1	545-420W-1	
	14	4		50	0.50	545-421-1	545-421W-1	
	14	4		50	0.75	545-422-1	545-422W-1	
	14	4		50	1.00	545-423-1	545-423W-1	
	20	4		65	0.25	546-410-1	546-410W-1	
	20	4		65	0.50	546-411-1	546-411W-1	
	20	4		65	0.75	546-412-1	546-412W-1	
	20	4		65	1.00	546-413-1	546-413W-1	
■	5	10	5	50	0.25	547-420-1	547-420W-1	
		10	5	50	0.50	547-421-1	547-421W-1	
		10	5	50	0.75	547-422-1	547-422W-1	

HY5 CORNER RADIUS ENDMILLS




Fresa Punta Esferica Serie HY5



OD	LOC	SHK	OAL	Radius	PowerA	
					No Flat	With Flat
D1	L1	D2	L2	R		
5	10	5	50	1.00	547-423-1	547-423W-1
	16	5	50	0.25	545-440-1	545-440W-1
	16	5	50	0.50	545-441-1	545-441W-1
	16	5	50	0.75	545-442-1	545-442W-1
	16	5	50	1.00	545-443-1	545-443W-1
	20	5	75	0.25	546-420-1	546-420W-1
	20	5	75	0.50	546-422-1	546-422W-1
	20	5	75	0.75	546-423-1	546-423W-1
	20	5	75	1.00	546-424-1	546-424W-1
6	12	6	50	0.25	547-430-1	547-430W-1
	12	6	50	0.50	547-431-1	547-431W-1
	12	6	50	0.75	547-432-1	547-432W-1
	12	6	50	1.00	547-433-1	547-433W-1
	12	6	50	1.25	547-434-1	547-434W-1
	12	6	50	1.50	547-435-1	547-435W-1
	12	6	50	2.00	547-436-1	547-436W-1
	19	6	63	0.25	545-460-1	545-460W-1
	19	6	63	0.50	545-461-1	545-461W-1
	19	6	63	0.75	545-462-1	545-462W-1
	19	6	63	1.00	545-463-1	545-463W-1
	19	6	63	1.25	545-464-1	545-464W-1
	19	6	63	1.50	545-465-1	545-465W-1
	19	6	63	2.00	545-466-1	545-466W-1
	25	6	75	0.25	546-430-1	546-430W-1
	25	6	75	0.50	546-431-1	546-431W-1
	25	6	75	0.75	546-432-1	546-432W-1
	25	6	75	1.00	546-433-1	546-433W-1
25	6	75	1.25	546-434-1	546-434W-1	
25	6	75	1.50	546-435-1	546-435W-1	
25	6	75	2.00	546-436-1	546-436W-1	
8	12	8	50	0.50	547-451-1	547-451W-1
	12	8	50	0.75	547-452-1	547-452W-1
	12	8	50	1.00	547-453-1	547-453W-1
	12	8	50	1.25	547-454-1	547-454W-1
	12	8	50	1.50	547-455-1	547-455W-1
	12	8	50	2.00	547-456-1	547-456W-1
	12	8	50	3.00	547-457-1	547-457W-1
	19	8	63	0.50	545-471-1	545-471W-1
	19	8	63	0.75	545-472-1	545-472W-1
	19	8	63	1.00	545-473-1	545-473W-1
	19	8	63	1.25	545-474-1	545-474W-1
	19	8	63	1.50	545-475-1	545-475W-1
	19	8	63	2.00	545-476-1	545-476W-1
	19	8	63	3.00	545-477-1	545-477W-1

HY5 CORNER RADIUS ENDMILLS




Fresa Punta Esferica Serie HY5



HIGH PERFORMANCE ENDMILLS

OD	LOC	SHK	OAL	Radius	PowerA	
D1	L1	D2	L2	R	No Flat	With Flat
8	25	8	75	0.50	546-441-1	546-441W-1
	25	8	75	0.75	546-442-1	546-442W-1
	25	8	75	1.00	546-443-1	546-443W-1
	25	8	75	1.25	546-444-1	546-444W-1
	25	8	75	1.50	546-445-1	546-445W-1
	25	8	75	2.00	546-446-1	546-446W-1
	25	8	75	3.00	546-447-1	546-447W-1
10	14	10	50	0.50	547-461-1	547-461W-1
	14	10	50	0.75	547-462-1	547-462W-1
	14	10	50	1.00	547-463-1	547-463W-1
	14	10	50	1.25	547-464-1	547-464W-1
	14	10	50	1.50	547-465-1	547-465W-1
	14	10	50	2.00	547-466-1	547-466W-1
	14	10	50	3.00	547-467-1	547-467W-1
	22	10	70	0.50	545-481-1	545-481W-1
	22	10	70	0.75	545-482-1	545-482W-1
	22	10	70	1.00	545-483-1	545-483W-1
	22	10	70	1.25	545-484-1	545-484W-1
	22	10	70	1.50	545-485-1	545-485W-1
	22	10	70	2.00	545-486-1	545-486W-1
	22	10	70	3.00	545-487-1	545-487W-1
	38	10	100	0.50	546-451-1	546-451W-1
	38	10	100	0.75	546-452-1	546-452W-1
	38	10	100	1.00	546-453-1	546-453W-1
38	10	100	1.25	546-454-1	546-454W-1	
38	10	100	1.50	546-455-1	546-455W-1	
38	10	100	2.00	546-456-1	546-456W-1	
38	10	100	3.00	546-457-1	546-457W-1	
12	16	12	63	0.50	547-471-1	547-471W-1
	16	12	63	0.75	547-472-1	547-472W-1
	16	12	63	1.00	547-473-1	547-473W-1
	16	12	63	1.25	547-474-1	547-474W-1
	16	12	63	1.50	547-475-1	547-475W-1
	16	12	63	2.00	547-476-1	547-476W-1
	16	12	63	3.00	547-477-1	547-477W-1
	16	12	63	4.00	547-478-1	547-478W-1
	25	12	75	0.50	545-491-1	545-491W-1
	25	12	75	0.75	545-492-1	545-492W-1
	25	12	75	1.00	545-493-1	545-493W-1
	25	12	75	1.25	545-494-1	545-494W-1
	25	12	75	1.50	545-495-1	545-495W-1
	25	12	75	2.00	545-496-1	545-496W-1
	25	12	75	3.00	545-497-1	545-497W-1
	25	12	75	4.00	545-498-1	545-498W-1

HY5 CORNER RADIUS ENDMILLS




Fresa Punta Esferica Serie HY5

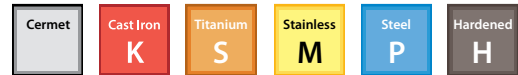


	OD	LOC	SHK	OAL	Radius	PowerA	
	D1	L1	D2	L2	R	No Flat	With Flat
12		50	12	100	0.50	546-461-1	546-461W-1
		50	12	100	0.75	546-462-1	546-462W-1
		50	12	100	1.00	546-463-1	546-463W-1
		50	12	100	1.25	546-464-1	546-464W-1
		50	12	100	1.50	546-465-1	546-465W-1
		50	12	100	2.00	546-466-1	546-466W-1
		50	12	100	3.00	546-467-1	546-467W-1
		50	12	100	4.00	546-468-1	546-468W-1
14		25	14	88	0.50	545-501-1	545-501W-1
		25	14	88	0.75	545-502-1	545-502W-1
		25	14	88	1.00	545-503-1	545-503W-1
		25	14	88	1.50	545-505-1	545-505W-1
		25	14	88	2.00	545-506-1	545-506W-1
		25	14	88	3.00	545-507-1	545-507W-1
		25	14	88	4.00	545-508-1	545-508W-1
		56	14	125	0.50	546-471-1	546-471W-1
		56	14	125	0.75	546-472-1	546-472W-1
		56	14	125	1.00	546-473-1	546-473W-1
		56	14	125	1.50	546-475-1	546-475W-1
		56	14	125	2.00	546-476-1	546-476W-1
		56	14	125	3.00	546-477-1	546-477W-1
		56	14	125	4.00	546-478-1	546-478W-1
16		32	16	88	0.50	545-511-1	545-511W-1
		32	16	88	0.75	545-512-1	545-512W-1
		32	16	88	1.00	545-513-1	545-513W-1
		32	16	88	1.50	545-515-1	545-515W-1
		32	16	88	2.00	545-516-1	545-516W-1
		32	16	88	3.00	545-517-1	545-517W-1
		32	16	88	4.00	545-518-1	545-518W-1
		56	16	150	0.50	546-481-1	546-481W-1
		56	16	150	0.75	546-482-1	546-482W-1
		56	16	150	1.00	546-483-1	546-483W-1
		56	16	150	1.50	546-485-1	546-485W-1
		56	16	150	2.00	546-486-1	546-486W-1
		56	16	150	3.00	546-487-1	546-487W-1
		56	16	150	4.00	546-488-1	546-488W-1
18		36	18	100	0.50	545-521-1	545-521W-1
		36	18	100	0.75	545-522-1	545-522W-1
		36	18	100	1.00	545-523-1	545-523W-1
		36	18	100	1.50	545-525-1	545-525W-1
		36	18	100	2.00	545-526-1	545-526W-1
		36	18	100	3.00	545-527-1	545-527W-1
		36	18	100	4.00	545-528-1	545-528W-1
		56	18	150	0.50	546-491-1	546-491W-1

HY5 CORNER RADIUS ENDMILLS



Fresa Punta Esferica Serie HY5




HIGH PERFORMANCE ENDMILLS



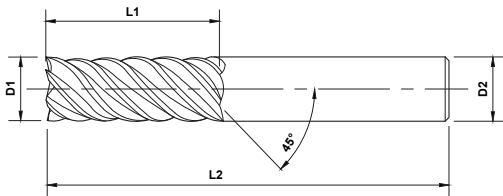
	OD	LOC	SHK	OAL	Radius	PowerA	
	D1	L1	D2	L2	R	No Flat	With Flat
18		56	18	150	0.75	546-492-1	546-492W-1
		56	18	150	1.00	546-493-1	546-493W-1
		56	18	150	1.50	546-495-1	546-495W-1
		56	18	150	2.00	546-496-1	546-496W-1
		56	18	150	3.00	546-497-1	546-497W-1
		56	18	150	4.00	546-498-1	546-498W-1
20		38	20	100	0.50	545-531-1	545-531W-1
		38	20	100	0.75	545-532-1	545-532W-1
		38	20	100	1.00	545-533-1	545-533W-1
		38	20	100	1.50	545-535-1	545-535W-1
		38	20	100	2.00	545-536-1	545-536W-1
		38	20	100	3.00	545-537-1	545-537W-1
		38	20	100	4.00	545-538-1	545-538W-1
		38	20	100	5.00	545-539-1	545-539W-1
		56	20	150	0.50	546-501-1	546-501W-1
		56	20	150	0.75	546-502-1	546-502W-1
		56	20	150	1.00	546-503-1	546-503W-1
		56	20	150	1.50	546-505-1	546-505W-1
		56	20	150	2.00	546-506-1	546-506W-1
		56	20	150	3.00	546-507-1	546-507W-1
	56	20	150	4.00	546-508-1	546-508W-1	
	56	20	150	5.00	546-509-1	546-509W-1	
25		38	25	100	0.50	545-541-1	545-541W-1
		38	25	100	0.75	545-542-1	545-542W-1
		38	25	100	1.00	545-543-1	545-543W-1
		38	25	100	1.50	545-545-1	545-545W-1
		38	25	100	2.00	545-546-1	545-546W-1
		38	25	100	3.00	545-547-1	545-547W-1
		38	25	100	4.00	545-548-1	545-548W-1
		38	25	100	5.00	545-549-1	545-549W-1
		70	25	150	0.50	546-511-1	546-511W-1
		70	25	150	0.75	546-512-1	546-512W-1
		70	25	150	1.00	546-513-1	546-513W-1
		70	25	150	1.50	546-515-1	546-515W-1
		70	25	150	2.00	546-516-1	546-516W-1
		70	25	150	3.00	546-517-1	546-517W-1
	70	25	150	4.00	546-518-1	546-518W-1	
	70	25	150	5.00	546-519-1	546-519W-1	

F45 6FL SQUARE ENDMILLS



Fresa Punta Recta 6 Filos Serie F45

6 Flutes	coated and uncoated	45° 6 flute design for superior finish
6 Filos	Recubrimiento & Sin Recubrimiento	Diseño en 6 filos 45° para acabado superior



Uncoated



PowerA



Length Key (K)



Quick Ship Items



OD	LOC	SHK	OAL	Uncoated	PowerA
D1	L1	D2	L2		
5	16	5	50	511-002	511-002-1
6	19	6	63	511-004	511-004-1
7	19	8	63	511-006	511-006-1
8	21	8	63	511-008	511-008-1
9	22	10	70	511-010	511-010-1
10	25	10	70	511-012	511-012-1
11	25	11	70	511-014	511-014-1
12	25	12	75	511-016	511-016-1
14	30	14	88	511-018	511-018-1
16	32	16	88	511-020	511-020-1
18	35	18	100	511-022	511-022-1
20	38	20	100	511-024	511-024-1
22	38	22	100	511-026	511-026-1
25	38	25	100	511-028	511-028-1

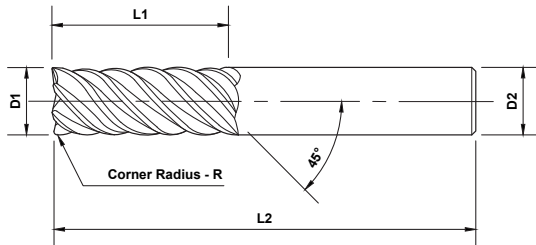
F45 6FL CORNER RADIUS ENDMILLS




Fresa Con Radio Angulado 6 Filos Serie F45

HIGH PERFORMANCE ENDMILLS

6 Flutes	coated and uncoated	45° 6 flute design for superior finish
6 Filos	Recubrimiento & Sin Recubrimiento	Diseño en 6 filos 45° para acabado superior



Uncoated



PowerA

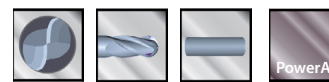
Length Key (K)

■ Stub
 ■ Standard
 ■ Long



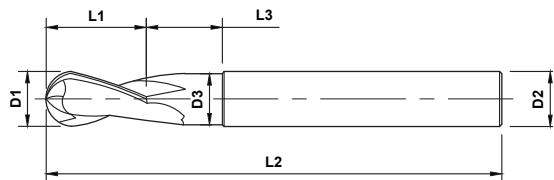
	OD	LOC	SHK	OAL	Radius	Uncoated	PowerA
	D1	L1	D2	L2	R		
5	5	16	5	50	0.25	511-200	511-200-1
6	6	19	6	63	0.25	511-210	511-210-1
7	7	19	8	63	0.25	511-220	511-220-1
8	8	21	8	63	0.25	511-230	511-230-1
9	9	22	10	70	0.50	511-241	511-241-1
10	10	25	10	70	0.50	511-251	511-251-1
11	11	25	11	70	0.50	511-261	511-261-1
12	12	25	12	75	0.50	511-271	511-271-1
14	14	30	14	88	0.50	511-281	511-281-1
16	16	32	16	88	0.50	511-291	511-291-1
18	18	35	18	100	1.00	511-303	511-303-1
20	20	38	20	100	1.00	511-313	511-313-1
22	22	38	22	100	1.00	511-323	511-323-1
25	25	38	25	100	1.25	511-334	511-334-1

MOLD MILLS BALL NECKED



Fresa Con Cuello Punta Esferica Para Moldes

2 Flutes	coated and uncoated	Superb quality for mold and die operation
2 Filos	Recubrimiento & Sin Recubrimiento	Calidad Superior para operacion en Moldes y Troqueles



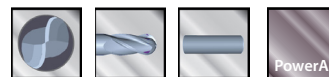
Uncoated

Length Key (K)



	OD	LOC	SHK	OAL	Neck OD	NeckLength	Uncoated	PowerA
	D1	L1	D2	L2	D3	L3		
	1.0	1.2	3	50	0.95	3	542-002	542-002-1
	1.2	1.8	3	50	1.45	4.5	542-004	542-004-1
	2.0	2.4	3	50	1.95	6	542-006	542-006-1
	2.5	3	3	50	2.45	7.5	542-008	542-008-1
	3.0	3.6	3	50	2.95	9	542-010	542-010-1

BALL NECKED EXTENDED REACH MOLD MILLS




Fresa Con Cuello Extendido Punta Esferica Para Moldes

Length Key (K)



	OD	LOC	SHK	OAL	Neck OD	Neck Length	Uncoated	PowerA
	D1	L1	D2	L2	D3	L3		
	1	1.2	3	50	0.95	5	542-102	542-102-1
	1.2	1.4	3	50	1.15	6	542-104	542-104-1
	1.5	1.8	3	50	1.45	7.5	542-106	542-106-1
	1.8	2.2	3	50	1.75	9	542-108	542-108-1
	2	2.4	3	50	1.95	10	542-110	542-110-1
	2.3	2.8	3	50	2.25	11.5	542-112	542-112-1
	2.5	3	3	50	2.45	12.5	542-114	542-114-1
	2.8	3.4	3	50	2.75	14	542-116	542-116-1
	3	3.6	3	50	2.95	15	542-118	542-118-1

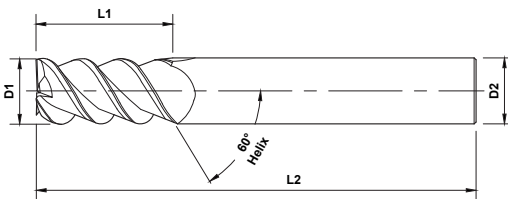
3FL 60° HELIX TWISTERMILL



3 Filos Angulo 60 Grados Serie Twistermills

HIGH PERFORMANCE ENDMILLS

3 Flutes	coated and uncoated	60° Helix for stainless steels and hi-temp alloys
3 Filos	Recubrimiento & Sin Recubrimiento	Angulo 60 Grados Para Aceros Y Aleaciones En Altas Temperaturas



Uncoated


Length Key (K)

■ Stub
 ■ Standard
 ■ Long



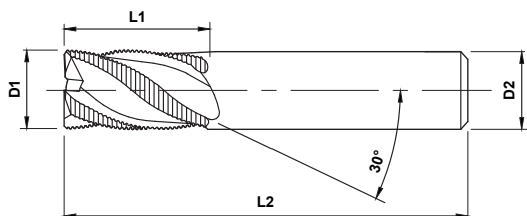
	OD	LOC	SHK	OAL	Uncoated	PowerA
	D1	L1	D2	L2		
Standard	6	20	6	63	532-002	532-002-1
	8	22	8	63	532-004	532-004-1
	10	25	10	70	532-006	532-006-1
	12	25	12	75	532-008	532-008-1
	16	30	16	88	532-010	532-010-1
	20	38	20	100	532-012	532-012-1

ROUGHERS - COARSE PITCH



Fresa Para Desbaste Grueso

3 Flutes	coated and uncoated	Rigid design for fast material removal
3 Filos	Con Recubrimiento y Sin Recubrimiento	Diseño rígido para eliminación rápida de material




PowerA



PowerZ

Length Key (K)

■ Stub
 ■ Standard
 ■ Long




	OD	LOC	SHK	OAL	Flutes	Uncoated	PowerA	PowerC	PowerZ
	D1	L1	D2	L2					
Standard	6	19	6	63	3	533-002	533-002-1	533-002-3	533-002-4
	8	19	8	63	3	533-004	533-004-1	533-004-3	533-004-4
	10	22	10	63	3	533-006	533-006-1	533-006-3	533-006-4
	12	25	12	75	3	-	533-008-1	533-008-3	533-008-4
	16	32	16	88	3	-	533-010-1	533-010-3	533-010-4
	20	38	20	100	3	-	533-012-1	533-012-3	533-012-4
	25	38	25	100	3	-	533-014-1	533-014-3	533-014-4
Long	12	25	12	75	3	533-008W	533-008W-1	533-008W-3	533-008W-4
	16	32	16	88	3	533-010W	533-010W-1	533-010W-3	533-010W-4
	20	38	20	100	3	533-012W	533-012W-1	533-012W-3	533-012W-4
	25	38	25	100	3	533-014W	533-014W-1	533-014W-3	533-014W-4

'W' appended to part numbers indicates this tool is manufactured with a flat on the shank.

"W" significa que esta herramienta es fabricada con zanco plano.


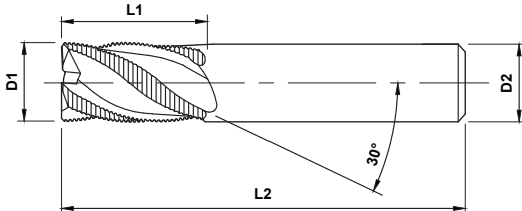
ROUGHERS - FINE PITCH




Fresa Para Desbaste Fino

HIGH PERFORMANCE ENDMILLS

3, 4 & 6 Flutes	coated and uncoated	Rigid design for fast material removal
3, 4 & 6 Filos	Con Recubrimiento y Sin Recubrimiento	Diseño rígido para eliminación rápida de material




PowerC




PowerA

Length Key (K)

■ Stub
 ■ Standard
 ■ Long



	OD	LOC	SHK	OAL	Flutes	Uncoated	PowerA	PowerC
	D1	L1	D2	L2				
Standard	6	19	6	63	3	533-102	533-102-1	533-102-3
	8	19	8	63	3	533-104	533-104-1	533-104-3
	10	22	10	63	3	533-106	533-106-1	533-106-3
	12	25	12	75	4	-	533-108-1	533-108-3
	16	32	16	88	4	-	533-110-1	533-110-3
	20	38	20	100	4	-	533-112-1	533-112-3
Long	25	38	25	100	6	-	533-114-1	533-114-3




Stub	12	25	12	75	4	533-108W	533-108W-1	533-108W-3
	16	32	16	88	4	533-110W	533-110W-1	533-110W-3
	20	38	20	100	4	533-112W	533-112W-1	533-112W-3
	25	38	25	100	6	533-114W	533-114W-1	533-114W-3

'W' appended to part numbers indicates this tool is manufactured with a flat on the shank.


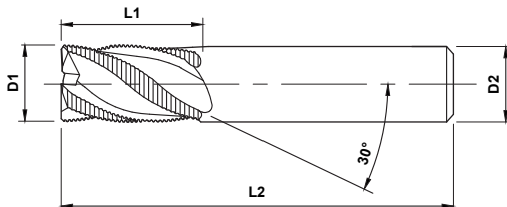
"W" significa que esta herramienta es fabricada con zanco plano.

ROUGHERS - MEDIUM PITCH



Fresa Para Desbaste Mediano

3, 4 & 5 Flutes	coated and uncoated	Rigid design for fast material removal
3, 4 & 5 Filos	Con Recubrimiento y Sin Recubrimiento	Diseño rígido para eliminación rápida de material



PowerA
PowerC

Length Key (K)

■ Stub
 ■ Standard
 ■ Long



	OD	LOC	SHK	OAL	Flutes	Uncoated	PowerA	PowerC
	D1	L1	D2	L2				
Stub	6	19	6	63	3	533-202	533-202-1	533-202-3
	8	19	8	63	3	533-204	533-204-1	533-204-3
	10	22	10	63	3	533-206	533-206-1	533-206-3
	12	25	12	75	4	-	533-208-1	533-208-3
	16	32	16	88	4	-	533-210-1	533-210-3
	20	38	20	100	4	-	533-212-1	533-212-3
	25	38	25	100	5	-	533-214-1	533-214-3




Standard	12	25	12	75	4	533-208W	533-208W-1	533-208W-3
	16	32	16	88	4	533-210W	533-210W-1	533-210W-3
	20	38	20	100	4	533-212W	533-212W-1	533-212W-3
	25	38	25	100	5	533-214W	533-214W-1	533-214W-3

'W' appended to part numbers indicates this tool is manufactured with a flat on the shank.

"W" significa que esta herramienta es fabricada con zanco plano.


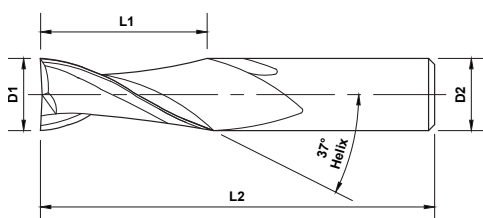
SQUARE END AXMILLS



Fresa Punta Recta Serie Axmills

HIGH PERFORMANCE ENDMILLS

2 & 3 Flutes	coated and uncoated	Unique flute and relief angles for aluminum	Faster speeds and feeds
2 & 3 Filos	Con Recubrimiento & Sin Recubrimiento	Filo Unico & angulos de relieve para Aluminio	Mayores Velocidades y Avances



Uncoated



PowerZ



Length Key (K)




Quick Ship Items



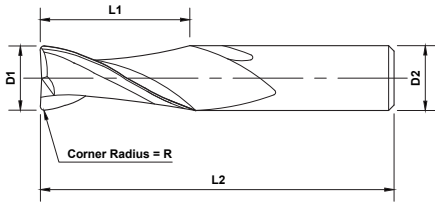
	OD	LOC	SHK	OAL	Uncoated		PowerZ	
					2 Flute	3 Flute	2 Flute	3 Flute
	D1	L1	D2	L2				
	6	19	6	63	514-002	520-002	514-002-4	520-002-4
	8	20	8	63	514-004	520-004	514-004-4	520-004-4
	10	22	10	63	514-006	520-006	514-006-4	520-006-4
	12	25	12	75	514-008	520-008	514-008-4	520-008-4
	16	32	16	88	514-010	520-010	514-010-4	520-010-4
	20	36	20	100	514-012	520-012	514-012-4	520-012-4

CORNER RADIUS AXMILLS




Fresa Con Radio Angulado Para Rompevirutas Serie: Axmills

2 & 3 Flutes	coated and uncoated	Unique flute and relief angles for aluminum	Faster speeds and feeds
2 & 3 Filos	Con Recubrimiento & Sin Recubrimiento	Filo Unico & angulos de relieve para Aluminio	Mayores Velocidades y Avances



Non-Ferrous
N



Uncoated
PowerZ



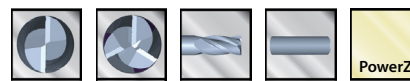
Length Key (K)

■ Stub
 ■ Standard
 ■ Long



	OD	LOC	SHK	OAL	Radius	Uncoated		PowerZ	
						2 Flute	3 Flute	2 Flute	3 Flute
	D1	L1	D2	L2	R				
6		19	6	63	0.50	514-401	520-401	514-401-4	520-401-4
		19	6	63	1.00	514-403	520-403	514-403-4	520-403-4
8		20	8	63	0.50	514-411	520-411	514-411-4	520-411-4
		20	8	63	1.00	514-413	520-413	514-413-4	520-413-4
10		22	10	63	0.50	514-421	520-421	514-421-4	520-421-4
		22	10	63	1.00	514-423	520-423	514-423-4	520-423-4
12		25	12	75	0.50	514-431	520-431	514-431-4	520-431-4
		25	12	75	1.00	514-433	520-433	514-433-4	520-433-4
16		32	16	88	0.50	514-441	520-441	514-441-4	520-441-4
		32	16	88	1.00	514-443	520-443	514-443-4	520-443-4
20		36	20	100	0.50	514-451	520-451	514-451-4	520-451-4
		36	20	100	1.00	514-453	520-453	514-453-4	520-453-4


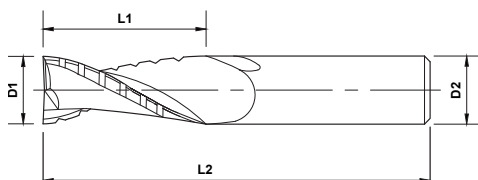
SQUARE END CHIPBREAKER AXMILLS



HIGH PERFORMANCE ENDMILLS

Fresa Punta Recta Rompevirutas Serie: Axmills

2 & 3 Flutes	coated and uncoated	Unique flute and relief angles for aluminum	Faster speeds and feeds
2 & 3 Filos	Recubrimiento & Sin Recubrimiento	Filo Unico & angulos de relieve para Aluminio	Mayores Velocidades y Avances



Uncoated



PowerZ



Length Key (K)

■ Stub
 ■ Standard
 ■ Long



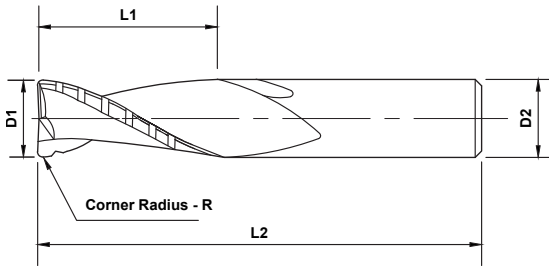
	OD	LOC	SHK	OAL	Uncoated		PowerZ	
					2 Flute	3 Flute	2 Flute	3 Flute
	D1	L1	D2	L2	2 Flute	3 Flute	2 Flute	3 Flute
Length Key (K)	6	19	6	63	517-002	523-002	517-002-4	523-002-4
	8	20	8	63	517-004	523-004	517-004-4	523-004-4
	10	22	10	63	517-006	523-006	517-006-4	523-006-4
	12	25	12	75	517-008	523-008	517-008-4	523-008-4
	16	32	16	88	517-010	523-010	517-010-4	523-010-4
	20	36	20	100	517-012	523-012	517-012-4	523-012-4

CORNER RADIUS CHIPBREAKER AXMILLS



Fresa Con Radio Angulado Para Rompevirutas Serie: Axmills

2 & 3 Flutes	coated and uncoated	Unique flute and relief angles for aluminum	Faster speeds and feeds
2 & 3 Filos	Con Recubrimiento y Sin Recubrimiento	Filo Unico & angulos de relieve para Aluminio	Mayores Velocidades y Avances



Non-Ferrous
N



Uncoated




Length Key (K)

Stub
 Standard
 Long



	OD	LOC	SHK	OAL	Radius	Uncoated		PowerZ	
	D1	L1	D2	L2	R				
6		19	6	63	0.50	517-401	523-401	517-401-4	523-401-4
		19	6	63	1.00	517-403	523-403	517-403-4	523-403-4
8		20	8	63	0.50	517-411	523-411	517-411-4	523-411-4
		20	8	63	1.00	517-413	523-413	517-413-4	523-413-4
10		22	10	63	0.50	517-421	523-421	517-421-4	523-421-4
		22	10	63	1.00	517-423	523-423	517-423-4	523-423-4
12		25	12	75	0.50	517-431	523-431	517-431-4	523-431-4
		25	12	75	1.00	517-433	523-433	517-433-4	523-433-4
16		32	16	88	0.50	517-441	523-441	517-441-4	523-441-4
		32	16	88	1.00	517-443	523-443	517-443-4	523-443-4
20		36	20	100	0.50	517-451	523-451	517-451-4	523-451-4
		36	20	100	1.00	517-453	523-453	517-453-4	523-453-4

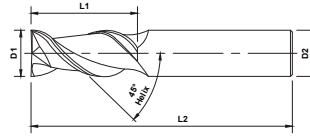
45° HELIX SQUARE HYPERMILLS



Angulo 45 Grados Hypermills

HIGH PERFORMANCE ENDMILLS


2 Flutes	coated and uncoated
2 Filos	Recubrimiento & Sin Recubrimiento



Non-Ferrous
N


	OD	LOC	SHK	OAL	Uncoated	PowerZ
	D1	L1	D2	L2		
	6	25	6	63	528-002	528-002-4
	8	25	8	63	528-004	528-004-4
	10	25	10	70	528-006	528-006-4
	12	32	12	75	528-008	528-008-4
	16	42	16	88	528-010	528-010-4
	20	48	20	100	528-012	528-012-4

55° HELIX SQUARE ALUMAZIPS

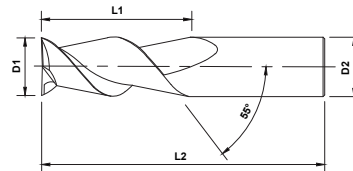


Angulo 55 Grados Alumazips

2 Flutes	uncoated
2 Filos	Sin Recubrimiento



Uncoated



Non-Ferrous
N

	OD	LOC	SHK	OAL	Uncoated
	D1	L1	D2	L2	
	3	12	3	38	528-202
	4	14	4	50	528-204
	5	19	5	50	528-206
	6	19	6	63	528-208
	8	19	8	63	528-210
	10	22	10	70	528-212
	12	25	12	83	528-214
	14	30	14	83	528-216
	16	32	16	88	528-218
	20	38	20	100	528-220
	25	38	25	100	528-222

PRO+ PERFORMANCE ENDMILLS

FRESAS DE PRO+ ALTO RENDIMIENTO

- **V4 Pro+**
- **V5 Pro+**
- **HY5 Pro+**
- **F45 Pro+**
- **V7 Pro+**

PRO+

Harness the power of our silicon based coatings; PowerN and PowerNR.

These coatings make our tools outstanding in high heat applications suited for hard material machining.























Our special honed flutes result in quieter running and an increase in overall tool precision.

Aproveche la potencia de nuestros recubrimientos a base de silicón; PowerN y PowerNR.

Estos recubrimientos hacen que nuestras herramientas sean sobresalientes en aplicaciones de alto calor adecuadas para el mecanizado de materiales duros.

Nuestras filos especiales son más silenciosos y aumentan la precisión general de la herramienta.

TABLE OF CONTENTS - Tabla de Contenido











	V4 Pro+ Square Endmills <i>V4%</i> Fresas V4 con Punta Recta Pro+	84	
	V4 Pro+ Ball Endmills <i>V4%</i> Fresas V4 con Punta Esferica Pro+	86	
	V4 Pro+ Corner Radius Endmills <i>V4%</i> Fresas V4 con Radio Angulado Pro+	88	
	V5 Pro+ Square Endmills <i>V5%</i> Fresas V5 con Punta Recta Pro+	93	
	V5 Pro+ Ball Endmills <i>V5%</i> Fresas V5 con Punta Esferica Pro+	94	
	V5 Pro+ Corner Radius Endmills <i>V5%</i> Fresas V5 con Radio Angulado Pro+	95	
	HY5 Pro+ Square Endmills <i>HYS</i> Fresas HY5 con Punta Recta Pro+	96	
	HY5 Pro+ Corner Radius Endmills <i>HYS</i> Fresas HY5 con Radio Angulado Pro+	97	
	F45 Pro+ Square Endmills <i>F45</i> Fresas F45 con Punta Recta Pro+	102	
	F45 Pro+ Corner Radius Endmills <i>F45</i> Fresas F45 con Radio Angulado Pro+	103	
	V7 Pro+ Endmills <i>V7</i> Fresas V7 Pro+	103	

PRO+ PERFORMANCE ENDMILLS

LEGENDS




Leyendas

Features - Rasgos

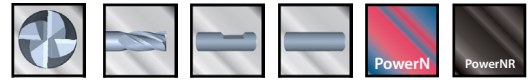
	4 Flutes 4 Filos		Square End Fresa Punta Recta		Ball End Fresa Punta Esferica
	5 Flutes 5 Filos		Plain Shank Zanco Estandar		Double End Sq. Fresa de Doble Punta Cuadrada
	6 Flutes 6 Filos		Corner Radius Fresa Con Radio Angulado		Double End Ball Fresa Doble Pluta Esferica
	Weldon Flat Zanco Plano				

Coatings

Revestimientos


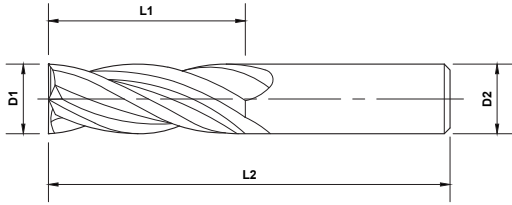
	Uncoated sin recubrimiento		PowerN PowerN (nACo)		PowerNR PowerNR (nACro)
---	-------------------------------	---	-------------------------	---	----------------------------

V4 PRO+ SQUARE ENDMILLS




Fresas V4 con Punta Recta Pro+

4 Flutes	Coated with or without flat	Unique variable design, coating, and edge quality
4 Filos	Recubrimientos con y sin plano	Diseño variable único, revestimiento y calidad excepcional



- Stub, Series 552, PowerN
- Standard, Series 550, PowerN
- Long, Series 551, PowerN

V4

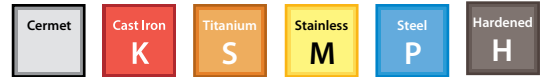


- Stub, Series 552, PowerNR
- Standard, Series 550, PowerNR
- Long, Series 551, PowerNR

PRO+

Length Key (K)

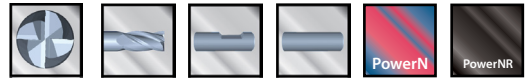
- Standard
- Stub
- Long



K	OD D1	LOC L1	SHK D2	OAL L2	PowerN		PowerNR	
					No Flat	With Flat	No Flat	With Flat
3		6	3	38	552-002-5	552-002W-5	552-002-8	552-002W-8
		12	3	38	550-002-5	550-002W-5	550-002-8	550-002W-8
		20	3	65	551-002-5	551-002W-5	551-002-8	551-002W-8
4		8	4	50	552-004-5	552-004W-5	552-004-8	552-004W-8
		20	4	65	551-004-5	551-004W-5	551-004-8	551-004W-8
5		10	5	50	552-006-5	552-006W-5	552-006-8	552-006W-8
		16	5	50	550-014-5	550-014W-5	550-014-8	550-014W-8
		20	5	75	551-006-5	551-006W-5	551-006-8	551-006W-8
6		12	6	50	552-008-5	552-008W-5	552-008-8	552-008W-8
		19	6	63	550-018-5	550-018W-5	550-018-8	550-018W-8
		25	6	75	551-008-5	551-008W-5	551-008-8	551-008W-8
8		12	8	50	552-012-5	552-012W-5	552-012-8	552-012W-8
		19	8	63	550-020-5	550-020W-5	550-020-8	550-020W-8
		25	8	75	551-010-5	551-010W-5	551-010-8	551-010W-8
10		14	10	50	552-014-5	552-014W-5	552-014-8	552-014W-8
		22	10	70	550-022-5	550-022W-5	550-022-8	550-022W-8
		38	10	100	551-012-5	551-012W-5	551-012-8	551-012W-8

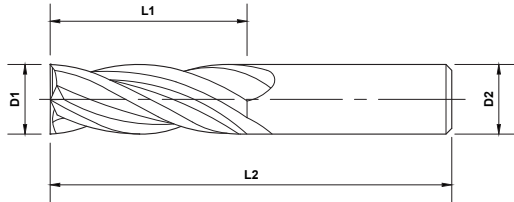
We manufacture a full range of cutting diameters. Please call for availability.
Fabricamos una gama completa de diámetros de corte. Por favor llame para disponibilidad.

V4 PRO+ SQUARE ENDMILLS



Fresas V4 con Punta Recta Pro+

PRO+ PERFORMANCE ENDMILLS



Length Key (K)

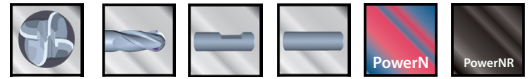
Standard Stub Long



K	OD	LOC	SHK	OAL	PowerN		PowerNR	
	D1	L1	D2	L2	No Flat	With Flat	No Flat	With Flat
12	12	16	12	63	552-016-5	552-016W-5	552-016-8	552-016W-8
		25	12	75	550-024-5	550-024W-5	550-024-8	550-024W-8
		50	12	100	551-014-5	551-014W-5	551-014-8	551-014W-8
14	14	25	14	88	550-026-5	550-026W-5	550-026-8	550-026W-8
		56	14	125	551-016-5	551-016W-5	551-016-8	551-016W-8
16	16	32	16	88	550-028-5	550-028W-5	550-028-8	550-028W-8
		56	16	150	551-018-5	551-018W-5	551-018-8	551-018W-8
18	18	36	18	100	550-030-5	550-030W-5	550-030-8	550-030W-8
		56	18	150	551-020-5	551-020W-5	551-020-8	551-020W-8
20	20	38	20	100	550-032-5	550-032W-5	550-032-8	550-032W-8
		56	20	150	551-022-5	551-022W-5	551-022-8	551-022W-8
25	25	38	25	100	550-034-5	550-034W-5	550-034-8	550-034W-8
		70	25	150	551-024-5	551-024W-5	551-024-8	551-024W-8

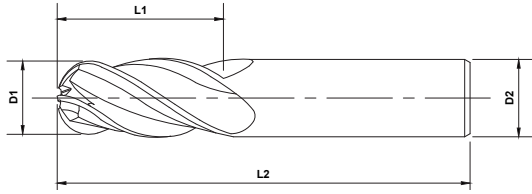
We manufacture a full range of cutting diameters. Please call for availability.
Fabricamos una gama completa de diámetros de corte. Por favor llame para disponibilidad.

V4 PRO+ BALL ENDMILLS



Fresas V4 con Punta Esferica Pro+

4 Flutes	Coated with or without flat	Unique variable design, coating, and edge quality
4 Filos	Recubrimientos con y sin plano	Diseño variable único, revestimiento y calidad excepcional



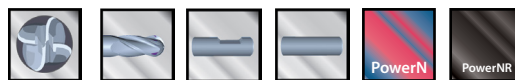
Length Key (K)



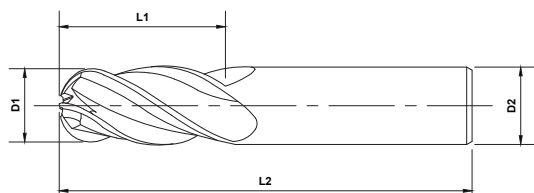
K	OD	LOC	SHK	OAL	PowerN		PowerNR	
	D1	L1	D2	L2	No Flat	With Flat	No Flat	With Flat
3	3	6	3	38	552-202-5	552-202W-5	552-202-8	552-202W-8
		12	3	38	550-202-5	550-202W-5	550-202-8	550-202W-8
		20	3	65	551-202-5	551-202W-5	551-202-8	551-202W-8
4	4	8	4	50	552-204-5	552-204W-5	552-204-8	552-204W-8
		14	4	50	550-208-5	550-208W-5	550-208-8	550-208W-8
		20	4	65	551-204-5	551-204W-5	551-204-8	551-204W-8
5	5	10	5	50	552-206-5	552-206W-5	552-206-8	552-206W-8
		16	5	50	550-214-5	550-214W-5	550-214-8	550-214W-8
		25	5	75	551-206-5	551-206W-5	551-206-8	551-206W-8
6	6	12	6	50	552-208-5	552-208W-5	552-208-8	552-208W-8
		19	6	63	550-218-5	550-218W-5	550-218-8	550-218W-8
		25	6	75	551-208-5	551-208W-5	551-208-8	551-208W-8
8	8	12	8	50	552-212-5	552-212W-5	552-212-8	552-212W-8
		19	8	63	550-220-5	550-220W-5	550-220-8	550-220W-8
		25	8	75	551-210-5	551-210W-5	551-210-8	551-210W-8
10	10	14	10	50	552-214-5	552-214W-5	552-214-8	552-214W-8
		22	10	70	550-222-5	550-222W-5	550-222-8	550-222W-8
		38	10	100	551-212-5	551-212W-5	551-212-8	551-212W-8

We manufacture a full range of cutting diameters. Please call for availability.
Fabricamos una gama completa de diámetros de corte. Por favor llame para disponibilidad.

V4 PRO+ BALL ENDMILLS



Fresas V4 con Punta Esferica Pro+



PRO+ PERFORMANCE ENDMILLS



Length Key (K)

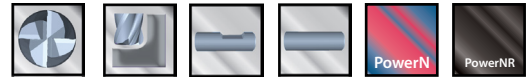
Standard Stub Long



K	OD	LOC	SHK	OAL	PowerN		PowerNR	
	D1	L1	D2	L2	No Flat	With Flat	No Flat	With Flat
12		16	12	63	552-216-5	552-216W-5	552-216-8	552-216W-8
		25	12	75	550-224-5	550-224W-5	550-224-8	550-224W-8
		50	12	100	551-214-5	551-214W-5	551-214-8	551-214W-8
14		25	14	88	550-226-5	550-226W-5	550-226-8	550-226W-8
		56	14	125	551-216-5	551-216W-5	551-216-8	551-216W-8
16		32	16	88	550-228-5	550-228W-5	550-228-8	550-228W-8
		56	16	150	551-218-5	551-218W-5	551-218-8	551-218W-8
18		36	18	100	550-230-5	550-230W-5	550-230-8	550-230W-8
		56	18	150	551-220-5	551-220W-5	551-220-8	551-220W-8
20		38	20	100	550-232-5	550-232W-5	550-232-8	550-232W-8
		56	20	150	551-222-5	551-222W-5	551-222-8	551-222W-8
25		38	25	100	550-234-5	550-234W-5	550-234-8	550-234W-8
		70	25	150	551-224-5	551-224W-5	551-224-8	551-224W-8

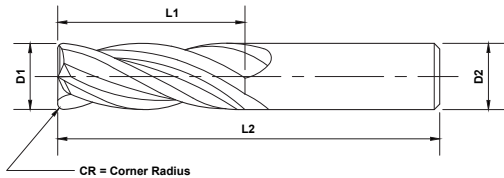
We manufacture a full range of cutting diameters. Please call for availability.
Fabricamos una gama completa de diámetros de corte. Por favor llame para disponibilidad.

V4 PRO+ CORNER RADIUS



Fresas V4 con Radio Angulado Pro+

4 Flutes	Coated with or without flat
4 Filos	Recubrimientos con y sin plano
Unique variable design, coating, and edge quality	Quiet operation and better finish
Diseño variable único, revestimiento y calidad excepcional	Operación silenciosa y mejor acabado



- Stub, Series 552, PowerN
- Standard, Series 550, PowerN
- Long, Series 551, PowerN



- Stub, Series 552, PowerNR
- Standard, Series 550, PowerNR
- Long, Series 551, PowerNR



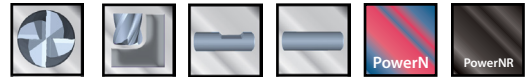
Length Key (K)



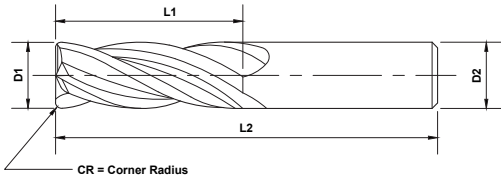
K	OD	LOC	SHK	OAL	Radius	PowerN		PowerNR								
						No Flat	With Flat	No Flat	With Flat							
3	6	L1	D2	L2	R	552-401-5	552-401W-5	552-401-8	552-401W-8							
										3	38	0.25	552-402-5	552-402W-5	552-402-8	552-402W-8
										3	38	0.50	552-403-5	552-403W-5	552-403-8	552-403W-8
										3	38	0.75	552-404-5	552-404W-5	552-404-8	552-404W-8
										3	38	1.00	550-400-5	550-400W-5	550-400-8	550-400W-8
										3	38	0.25	550-401-5	550-401W-5	550-401-8	550-401W-8
										3	38	0.50	550-402-5	550-402W-5	550-402-8	550-402W-8
										3	38	0.75	550-403-5	550-403W-5	550-403-8	550-403W-8
										3	65	0.25	551-400-5	551-400W-5	551-400-8	551-400W-8
										3	65	0.50	551-401-5	551-401W-5	551-401-8	551-401W-8
										3	65	0.75	551-402-5	551-402W-5	551-402-8	551-402W-8
										3	65	1.00	551-403-5	551-403W-5	551-403-8	551-403W-8
4	8	L1	D2	L2	R	552-410-5	552-410W-5	552-410-8	552-410W-8							
										4	50	0.25	552-411-5	552-411W-5	552-411-8	552-411W-8
										4	50	0.50	552-412-5	552-412W-5	552-412-8	552-412W-8
										4	50	0.75	552-413-5	552-413W-5	552-413-8	552-413W-8
										4	50	1.00	550-420-5	550-420W-5	550-420-8	550-420W-8
										4	50	0.25	550-421-5	550-421W-5	550-421-8	550-421W-8
										4	50	0.50	550-422-5	550-422W-5	550-422-8	550-422W-8
										4	50	0.75	550-423-5	550-423W-5	550-423-8	550-423W-8
										4	50	1.00	551-410-5	551-410W-5	551-410-8	551-410W-8
										4	65	0.25	551-411-5	551-411W-5	551-411-8	551-411W-8
										4	65	0.50	551-412-5	551-412W-5	551-412-8	551-412W-8
										4	65	0.75	551-413-5	551-413W-5	551-413-8	551-413W-8
5	10	L1	D2	L2	R	552-420-5	552-420W-5	552-420-8	552-420W-8							
										5	50	0.25	552-421-5	552-421W-5	552-421-8	552-421W-8
										5	50	0.50	552-422-5	552-422W-5	552-422-8	552-422W-8
										5	50	0.75	552-423-5	552-423W-5	552-423-8	552-423W-8
										5	50	1.00	550-440-5	550-440W-5	550-440-8	550-440W-8
										5	50	0.25	550-441-5	550-441W-5	550-441-8	550-441W-8

We manufacture a full range of cutting diameters and endcut radii. Please call for availability. Fabricamos una gama completa de diámetros de corte y radios de corte final. Por favor llame para disponibilidad.

V4 PRO+ CORNER RADIUS



Fresas V4 con Radio Angulado Pro+



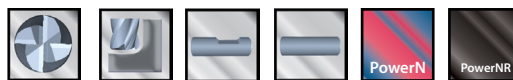
Length Key (K)



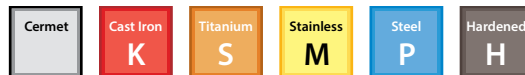
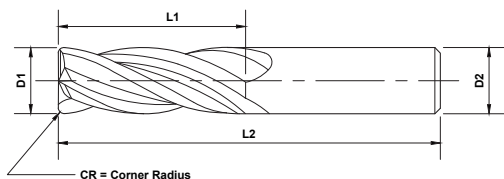
K	OD	LOC	SHK	OAL	Radius	PowerN		PowerNR	
	D1	L1	D2	L2	R	No Flat	With Flat	No Flat	With Flat
5	16	16	5	50	0.75	550-442-5	550-442W-5	550-442-8	550-442W-8
		16	5	50	1.00	550-443-5	550-443W-5	550-443-8	550-443W-8
		20	5	75	0.25	551-420-5	551-420W-5	551-420-8	551-420W-8
		20	5	75	0.50	551-422-5	551-422W-5	551-422-8	551-422W-8
		20	5	75	0.75	551-423-5	551-423W-5	551-423-8	551-423W-8
		20	5	75	1.00	551-424-5	551-424W-5	551-424-8	551-424W-8
6	12	12	6	50	0.25	552-430-5	552-430W-5	552-430-8	552-430W-8
		12	6	50	0.50	552-431-5	552-431W-5	552-431-8	552-431W-8
		12	6	50	0.75	552-432-5	552-432W-5	552-432-8	552-432W-8
		12	6	50	1.00	552-433-5	552-433W-5	552-433-8	552-433W-8
		12	6	50	1.25	552-434-5	552-434W-5	552-434-8	552-434W-8
		12	6	50	1.50	552-435-5	552-435W-5	552-435-8	552-435W-8
	19	19	6	63	0.25	550-460-5	550-460W-5	550-460-8	550-460W-8
		19	6	63	0.50	550-461-5	550-461W-5	550-461-8	550-461W-8
		19	6	63	0.75	550-462-5	550-462W-5	550-462-8	550-462W-8
		19	6	63	1.00	550-463-5	550-463W-5	550-463-8	550-463W-8
		19	6	63	1.25	550-464-5	550-464W-5	550-464-8	550-464W-8
		19	6	63	1.50	550-465-5	550-465W-5	550-465-8	550-465W-8
	25	25	6	75	0.25	551-430-5	551-430W-5	551-430-8	551-430W-8
		25	6	75	0.50	551-431-5	551-431W-5	551-431-8	551-431W-8
		25	6	75	0.75	551-432-5	551-432W-5	551-432-8	551-432W-8
		25	6	75	1.00	551-433-5	551-433W-5	551-433-8	551-433W-8
		25	6	75	1.25	551-434-5	551-434W-5	551-434-8	551-434W-8
		25	6	75	1.50	551-435-5	551-435W-5	551-435-8	551-435W-8
8	12	12	8	50	0.50	552-451-5	552-451W-5	552-451-8	552-451W-8
		12	8	50	0.75	552-452-5	552-452W-5	552-452-8	552-452W-8
		12	8	50	1.00	552-453-5	552-453W-5	552-453-8	552-453W-8
		12	8	50	1.25	552-454-5	552-454W-5	552-454-8	552-454W-8
		12	8	50	1.50	552-455-5	552-455W-5	552-455-8	552-455W-8
		12	8	50	2.00	552-456-5	552-456W-5	552-456-8	552-456W-8
	19	19	8	63	0.50	550-471-5	550-471W-5	550-471-8	550-471W-8
		19	8	63	0.75	550-472-5	550-472W-5	550-472-8	550-472W-8
		19	8	63	1.00	550-473-5	550-473W-5	550-473-8	550-473W-8
		19	8	63	1.25	550-474-5	550-474W-5	550-474-8	550-474W-8
		19	8	63	1.50	550-475-5	550-475W-5	550-475-8	550-475W-8
		19	8	63	2.00	550-476-5	550-476W-5	550-476-8	550-476W-8
		19	8	63	3.00	550-477-5	550-477W-5	550-477-8	550-477W-8

We manufacture a full range of cutting diameters and endcut radii. Please call for availability. Fabricamos una gama completa de diámetros de corte y radios de corte final. Por favor llame para disponibilidad.

V4 PRO+ CORNER RADIUS



Fresas V4 con Radio Angulado Pro+



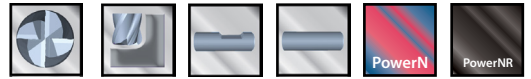
Length Key (K)



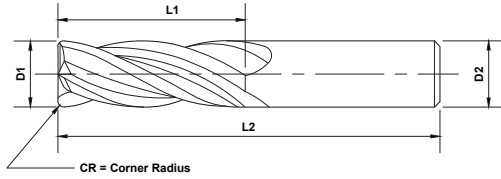
K	OD	LOC	SHK	OAL	Radius	PowerN		PowerNR						
	D1	L1	D2	L2	R	No Flat	With Flat	No Flat	With Flat					
8	25	8	75	75	0.50	551-441-5	551-441W-5	551-441-8	551-441W-8					
					0.75	551-442-5	551-442W-5	551-442-8	551-442W-8					
					1.00	551-443-5	551-443W-5	551-443-8	551-443W-8					
					1.25	551-444-5	551-444W-5	551-444-8	551-444W-8					
					1.50	551-445-5	551-445W-5	551-445-8	551-445W-8					
					2.00	551-446-5	551-446W-5	551-446-8	551-446W-8					
					3.00	551-447-5	551-447W-5	551-447-8	551-447W-8					
10	14	10	50	50	0.50	552-461-5	552-461W-5	552-461-8	552-461W-8					
					0.75	552-462-5	552-462W-5	552-462-8	552-462W-8					
					1.00	552-463-5	552-463W-5	552-463-8	552-463W-8					
					1.25	552-464-5	552-464W-5	552-464-8	552-464W-8					
					1.50	552-465-5	552-465W-5	552-465-8	552-465W-8					
					2.00	552-466-5	552-466W-5	552-466-8	552-466W-8					
					3.00	552-467-5	552-467W-5	552-467-8	552-467W-8					
					22	10	70	70	70	0.50	550-481-5	550-481W-5	550-481-8	550-481W-8
										0.75	550-482-5	550-482W-5	550-482-8	550-482W-8
										1.00	550-483-5	550-483W-5	550-483-8	550-483W-8
										1.25	550-484-5	550-484W-5	550-484-8	550-484W-8
										1.50	550-485-5	550-485W-5	550-485-8	550-485W-8
										2.00	550-486-5	550-486W-5	550-486-8	550-486W-8
										3.00	550-487-5	550-487W-5	550-487-8	550-487W-8
38	10	100	100	100	0.50	551-451-5	551-451W-5	551-451-8	551-451W-8					
					0.75	551-452-5	551-452W-5	551-452-8	551-452W-8					
					1.00	551-453-5	551-453W-5	551-453-8	551-453W-8					
					1.25	551-454-5	551-454W-5	551-454-8	551-454W-8					
					1.50	551-455-5	551-455W-5	551-455-8	551-455W-8					
					2.00	551-456-5	551-456W-5	551-456-8	551-456W-8					
					3.00	551-457-5	551-457W-5	551-457-8	551-457W-8					
					12	16	12	63	63	0.50	552-471-5	552-471W-5	552-471-8	552-471W-8
0.75	552-472-5	552-472W-5	552-472-8	552-472W-8										
1.00	552-473-5	552-473W-5	552-473-8	552-473W-8										
1.25	552-474-5	552-474W-5	552-474-8	552-474W-8										
1.50	552-475-5	552-475W-5	552-475-8	552-475W-8										
2.00	552-476-5	552-476W-5	552-476-8	552-476W-8										
3.00	552-477-5	552-477W-5	552-477-8	552-477W-8										
4.00	552-478-5	552-478W-5	552-478-8	552-478W-8										
25	12	75	75	75						0.50	550-491-5	550-491W-5	550-491-8	550-491W-8
										0.75	550-492-5	550-492W-5	550-492-8	550-492W-8
										1.00	550-493-5	550-493W-5	550-493-8	550-493W-8
										1.25	550-494-5	550-494W-5	550-494-8	550-494W-8
										1.50	550-495-5	550-495W-5	550-495-8	550-495W-8
										2.00	550-496-5	550-496W-5	550-496-8	550-496W-8
										3.00	550-497-5	550-497W-5	550-497-8	550-497W-8
					4.00	550-498-5	550-498W-5	550-498-8	550-498W-8					

We manufacture a full range of cutting diameters and endcut radii. Please call for availability. Fabricamos una gama completa de diámetros de corte y radios de corte final. Por favor llame para disponibilidad.

V4 PRO+ CORNER RADIUS



Fresas V4 con Radio Angulado Pro+



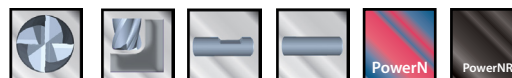
Length Key (K)



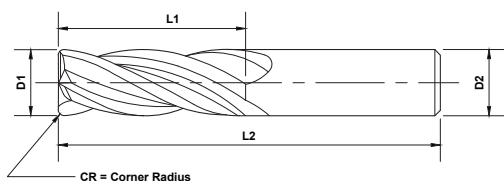
K	OD	LOC	SHK	OAL	Radius	PowerN		PowerNR	
	D1	L1	D2	L2	R	No Flat	With Flat	No Flat	With Flat
12	50	50	12	100	0.50	551-461-5	551-461W-5	551-461-8	551-461W-8
		50	12	100	0.75	551-462-5	551-462W-5	551-462-8	551-462W-8
		50	12	100	1.00	551-463-5	551-463W-5	551-463-8	551-463W-8
		50	12	100	1.25	551-464-5	551-464W-5	551-464-8	551-464W-8
		50	12	100	1.50	551-465-5	551-465W-5	551-465-8	551-465W-8
		50	12	100	2.00	551-466-5	551-466W-5	551-466-8	551-466W-8
		50	12	100	3.00	551-467-5	551-467W-5	551-467-8	551-467W-8
14	25	25	14	88	0.50	550-501-5	550-501W-5	550-501-8	550-501W-8
		25	14	88	0.75	550-502-5	550-502W-5	550-502-8	550-502W-8
		25	14	88	1.00	550-503-5	550-503W-5	550-503-8	550-503W-8
		25	14	88	1.50	550-505-5	550-505W-5	550-505-8	550-505W-8
		25	14	88	2.00	550-506-5	550-506W-5	550-506-8	550-506W-8
		25	14	88	3.00	550-507-5	550-507W-5	550-507-8	550-507W-8
		25	14	88	4.00	550-508-5	550-508W-5	550-508-8	550-508W-8
	56	56	14	125	0.50	551-471-5	551-471W-5	551-471-8	551-471W-8
		56	14	125	0.75	551-472-5	551-472W-5	551-472-8	551-472W-8
		56	14	125	1.00	551-473-5	551-473W-5	551-473-8	551-473W-8
		56	14	125	1.50	551-475-5	551-475W-5	551-475-8	551-475W-8
		56	14	125	2.00	551-476-5	551-476W-5	551-476-8	551-476W-8
		56	14	125	3.00	551-477-5	551-477W-5	551-477-8	551-477W-8
16	32	32	16	88	0.50	550-511-5	550-511W-5	550-511-8	550-511W-8
		32	16	88	0.75	550-512-5	550-512W-5	550-512-8	550-512W-8
		32	16	88	1.00	550-513-5	550-513W-5	550-513-8	550-513W-8
		32	16	88	1.50	550-515-5	550-515W-5	550-515-8	550-515W-8
		32	16	88	2.00	550-516-5	550-516W-5	550-516-8	550-516W-8
		32	16	88	3.00	550-517-5	550-517W-5	550-517-8	550-517W-8
		32	16	88	4.00	550-518-5	550-518W-5	550-518-8	550-518W-8
	56	56	16	150	0.50	551-481-5	551-481W-5	551-481-8	551-481W-8
		56	16	150	0.75	551-482-5	551-482W-5	551-482-8	551-482W-8
		56	16	150	1.00	551-483-5	551-483W-5	551-483-8	551-483W-8
		56	16	150	1.50	551-485-5	551-485W-5	551-485-8	551-485W-8
		56	16	150	2.00	551-486-5	551-486W-5	551-486-8	551-486W-8
		56	16	150	3.00	551-487-5	551-487W-5	551-487-8	551-487W-8
18	36	36	18	100	0.50	550-521-5	550-521W-5	550-521-8	550-521W-8
		36	18	100	0.75	550-522-5	550-522W-5	550-522-8	550-522W-8
		36	18	100	1.00	550-523-5	550-523W-5	550-523-8	550-523W-8
		36	18	100	1.50	550-525-5	550-525W-5	550-525-8	550-525W-8
		36	18	100	2.00	550-526-5	550-526W-5	550-526-8	550-526W-8
		36	18	100	3.00	550-527-5	550-527W-5	550-527-8	550-527W-8
		36	18	100	4.00	550-528-5	550-528W-5	550-528-8	550-528W-8

We manufacture a full range of cutting diameters and endcut radii. Please call for availability. Fabricamos una gama completa de diámetros de corte y radios de corte final. Por favor llame para disponibilidad.

V4 PRO+ CORNER RADIUS



Fresas V4 con Radio Angulado Pro+



Length Key (K)

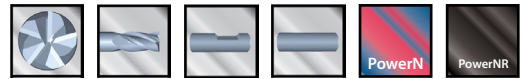
Standard Stub Long



K	OD	LOC	SHK	OAL	Radius	PowerN		PowerNR		
	D1	L1	D2	L2	R	No Flat	With Flat	No Flat	With Flat	
18	56	18	18	150	0.50	551-491-5	551-491W-5	551-491-8	551-491W-8	
					0.75	551-492-5	551-492W-5	551-492-8	551-492W-8	
					1.00	551-493-5	551-493W-5	551-493-8	551-493W-8	
					1.50	551-495-5	551-495W-5	551-495-8	551-495W-8	
					2.00	551-496-5	551-496W-5	551-496-8	551-496W-8	
					3.00	551-497-5	551-497W-5	551-497-8	551-497W-8	
					4.00	551-498-5	551-498W-5	551-498-8	551-498W-8	
20	38	20	100	100	0.50	550-531-5	550-531W-5	550-531-8	550-531W-8	
					0.75	550-532-5	550-532W-5	550-532-8	550-532W-8	
					1.00	550-533-5	550-533W-5	550-533-8	550-533W-8	
					1.50	550-535-5	550-535W-5	550-535-8	550-535W-8	
					2.00	550-536-5	550-536W-5	550-536-8	550-536W-8	
					3.00	550-537-5	550-537W-5	550-537-8	550-537W-8	
					4.00	550-538-5	550-538W-5	550-538-8	550-538W-8	
	56	20	150	150	150	0.50	551-501-5	551-501W-5	551-501-8	551-501W-8
						0.75	551-502-5	551-502W-5	551-502-8	551-502W-8
						1.00	551-503-5	551-503W-5	551-503-8	551-503W-8
						1.50	551-505-5	551-505W-5	551-505-8	551-505W-8
						2.00	551-506-5	551-506W-5	551-506-8	551-506W-8
						3.00	551-507-5	551-507W-5	551-507-8	551-507W-8
						4.00	551-508-5	551-508W-5	551-508-8	551-508W-8
5.00	551-509-5	551-509W-5	551-509-8	551-509W-8						
25	38	25	100	100	0.50	550-541-5	550-541W-5	550-541-8	550-541W-8	
					0.75	550-542-5	550-542W-5	550-542-8	550-542W-8	
					1.00	550-543-5	550-543W-5	550-543-8	550-543W-8	
					1.50	550-545-5	550-545W-5	550-545-8	550-545W-8	
					2.00	550-546-5	550-546W-5	550-546-8	550-546W-8	
					3.00	550-547-5	550-547W-5	550-547-8	550-547W-8	
					4.00	550-548-5	550-548W-5	550-548-8	550-548W-8	
	70	25	150	150	150	0.50	551-511-5	551-511W-5	551-511-8	551-511W-8
						0.75	551-512-5	551-512W-5	551-512-8	551-512W-8
						1.00	551-513-5	551-513W-5	551-513-8	551-513W-8
						1.50	551-515-5	551-515W-5	551-515-8	551-515W-8
						2.00	551-516-5	551-516W-5	551-516-8	551-516W-8
						3.00	551-517-5	551-517W-5	551-517-8	551-517W-8
						4.00	551-518-5	551-518W-5	551-518-8	551-518W-8
5.00	551-519-5	551-519W-5	551-519-8	551-519W-8						

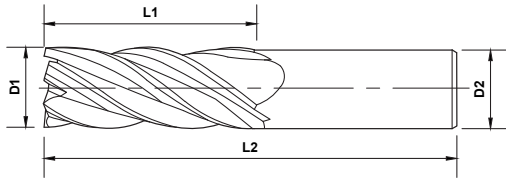
We manufacture a full range of cutting diameters and endcut radii. Please call for availability. Fabricamos una gama completa de diámetros de corte y radios de corte final. Por favor llame para disponibilidad.

V5 PRO+ SQUARE ENDMILLS




Fresas V5 con Punta Recta Pro+

5 Flutes	Coated with or without flat	Quiet operation and better finish
5 Filos	Recubrimientos con y sin plano	Operacion silenciosa y mejor acabado



PRO+ PERFORMANCE ENDMILLS



- Stub, Series 555, PowerN
 - Standard, Series 553, PowerN
 - Long, Series 554, PowerN
-
- Stub, Series 555, PowerNR
 - Standard, Series 553, PowerNR
 - Long, Series 554, PowerNR



Length Key (K)


Standard
 Stub
 Long



K	OD	LOC	SHK	OAL	PowerN		PowerNR	
	D1	L1	D2	L2	No Flat	With Flat	No Flat	With Flat
8		12	8	50	555-010-5	555-010W-5	555-010-8	555-010W-8
		19	8	63	553-010-5	553-010W-5	553-010-8	553-010W-8
		25	8	75	554-010-5	554-010W-5	554-010-8	554-010W-8
10		14	10	50	555-012-5	555-012W-5	555-012-8	555-012W-8
		22	10	70	553-012-5	553-012W-5	553-012-8	553-012W-8
		38	10	100	554-012-5	554-012W-5	554-012-8	554-012W-8
12		16	12	63	555-014-5	555-014W-5	555-014-8	555-014W-8
		25	12	75	553-014-5	553-014W-5	553-014-8	553-014W-8
		50	12	100	554-014-5	554-014W-5	554-014-8	554-014W-8
14		25	14	88	553-016-5	553-016W-5	553-016-8	553-016W-8
		56	14	125	554-016-5	554-016W-5	554-016-8	554-016W-8
16		32	16	88	553-018-5	553-018W-5	553-018-8	553-018W-8
		56	16	150	554-018-5	554-018W-5	554-018-8	554-018W-8
18		36	18	100	553-020-5	553-020W-5	553-020-8	553-020W-8
		56	18	150	554-020-5	554-020W-5	554-020-8	554-020W-8
20		38	20	100	553-022-5	553-022W-5	553-022-8	553-022W-8
		56	20	150	554-022-5	554-022W-5	554-022-8	554-022W-8
25		38	25	100	553-024-5	553-024W-5	553-024-8	553-024W-8
		70	25	150	554-024-5	554-024W-5	554-024-8	554-024W-8


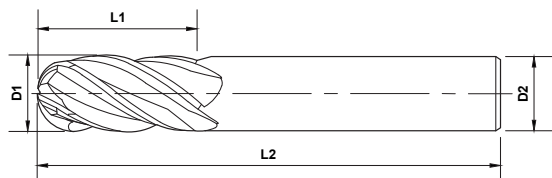
We manufacture a full range of cutting diameters. Please call for availability.
 Fabricamos una gama completa de diámetros de corte. Por favor llame para disponibilidad.

V5 PRO+ BALL ENDMILLS



Fresas V5 con Punta Esferica Pro+

5 Flutes	Coated with or without flat	Quiet operation and better finish
5 Filos	Recubrimientos con y sin plano	Operacion silenciosa y mejor acabado



Standard, Series 553, PowerN
Long, Series 554, PowerN



Standard, Series 553, PowerNR
Long, Series 554, PowerNR



Length Key (K)

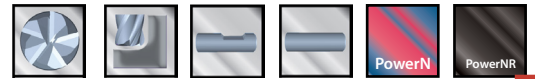
Standard
 Stub
 Long



K	OD	LOC	SHK	OAL	PowerN		PowerNR	
	D1	L1	D2	L2	No Flat	With Flat	No Flat	With Flat
8	8	12	8	50	555-210-5	555-210W-5	555-210-8	555-210W-8
		19	8	63	553-210-5	553-210W-5	553-210-8	553-210W-8
		25	8	75	554-210-5	554-210W-5	554-210-8	554-210W-8
10	10	14	10	50	555-212-5	555-212W-5	555-212-8	555-212W-8
		22	10	70	553-212-5	553-212W-5	553-212-8	553-212W-8
		38	10	100	554-212-5	554-212W-5	554-212-8	554-212W-8
12	12	16	12	63	555-214-5	555-214W-5	555-214-8	555-214W-8
		25	12	75	553-214-5	553-214W-5	553-214-8	553-214W-8
		50	12	100	554-214-5	554-214W-5	554-214-8	554-214W-8
14	14	25	14	88	553-216-5	553-216W-5	553-216-8	553-216W-8
		56	14	125	554-216-5	554-216W-5	554-216-8	554-216W-8
16	16	32	16	88	553-218-5	553-218W-5	553-218-8	553-218W-8
		56	16	150	554-218-5	554-218W-5	554-218-8	554-218W-8
18	18	36	18	100	553-220-5	553-220W-5	553-220-8	553-220W-8
		56	18	150	554-220-5	554-220W-5	554-220-8	554-220W-8
20	20	38	20	100	553-222-5	553-222W-5	553-222-8	553-222W-8
		56	20	150	554-222-5	554-222W-5	554-222-8	554-222W-8
25	25	38	25	100	553-224-5	553-224W-5	553-224-8	553-224W-8
		70	25	150	554-224-5	554-224W-5	554-224-8	554-224W-8


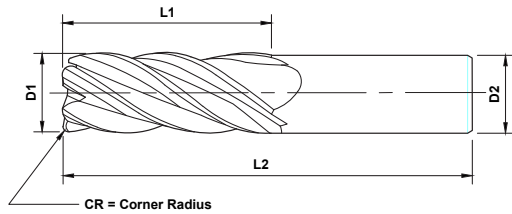
We manufacture a full range of cutting diameters. Please call for availability.
 Fabricamos una gama completa de diámetros de corte. Por favor llame para disponibilidad.

V5 PRO+ CORNER RADIUS



Fresas V5 con Radio Angulado Pro+

5 Flutes	Coated with or without flat	Quiet operation and better finish
5 Filos	Recubrimientos con y sin plano	Operacion silenciosa y mejor acabado



- Stub, Series 555, PowerN
 - Standard, Series 553, PowerN
 - Long, Series 554, PowerN
-
- Stub, Series 555, PowerNR
 - Standard, Series 553, PowerNR
 - Long, Series 554, PowerNR



Length Key (K)

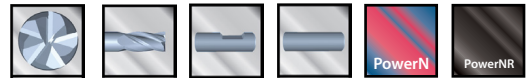
- Standard
- Stub
- Long



K	OD	LOC	SHK	OAL	Radius	PowerN		PowerNR	
						No Flat	With Flat	No Flat	With Flat
8	8	12	8	50	0.50	555-441-5	555-441W-5	555-441-8	555-441W-8
		19	8	63	0.50	553-441-5	553-441W-5	553-441-8	553-441W-8
		25	8	75	0.50	554-441-5	554-441W-5	554-441-8	554-441W-8
10	10	14	10	50	0.50	555-451-5	555-451W-5	555-451-8	555-451W-8
		22	10	70	0.50	553-451-5	553-451W-5	553-451-8	553-451W-8
		38	10	100	0.50	554-451-5	554-451W-5	554-451-8	554-451W-8
12	12	16	12	63	0.75	555-462-5	555-462W-5	555-462-8	555-462W-8
		25	12	75	0.75	553-462-5	553-462W-5	553-462-8	553-462W-8
		50	12	100	0.75	554-462-5	554-462W-5	554-462-8	554-462W-8
14	14	25	14	88	0.75	553-472-5	553-472W-5	553-472-8	553-472W-8
		56	14	125	0.75	554-472-5	554-472W-5	554-472-8	554-472W-8
16	16	32	16	88	0.75	553-482-5	553-482W-5	553-482-8	553-482W-8
		56	16	150	0.75	554-482-5	554-482W-5	554-482-8	554-482W-8
18	18	36	18	100	0.75	553-492-5	553-492W-5	553-492-8	553-492W-8
		56	18	150	0.75	554-492-5	554-492W-5	554-492-8	554-492W-8
20	20	38	20	100	0.75	553-502-5	553-502W-5	553-502-8	553-502W-8
		56	20	150	0.75	554-502-5	554-502W-5	554-502-8	554-502W-8
25	25	38	25	100	0.75	553-512-5	553-512W-5	553-512-8	553-512W-8
		70	25	150	0.75	554-512-5	554-512W-5	554-512-8	554-512W-8


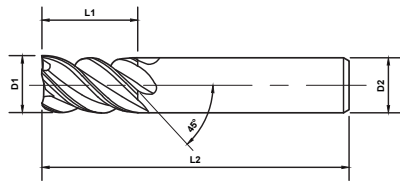
We manufacture a full range of cutting diameters and endcut radii. Please call for availability.
 Fabricamos una gama completa de diámetros de corte y radios de corte final. Por favor llame para disponibilidad.

HY5 PRO+ SQUARE ENDMILLS



Fresas HY5 con Punta Recta Pro+

5 Flutes	Coated with or without flat	Unique 45° 5 flute design, superior coating and edge quality
5 Filos	Recubrimientos con y sin plano	Diseño exclusivo de 45° 5 filos, recubrimiento superior y calidad excepcional



- Stub, Series 558, PowerN
- Standard, Series 556, PowerN
- Long, Series 557, PowerN



- Stub, Series 558, PowerNR
- Standard, Series 556, PowerNR
- Long, Series 557, PowerNR



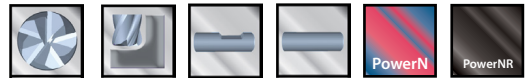
Length Key (K)



K	OD	LOC	SHK	OAL	PowerN		PowerNR	
	D1	L1	D2	L2	No Flat	With Flat	No Flat	With Flat
3		6	3	38	558-002-5	558-002W-5	558-002-8	558-002W-8
		12	3	38	556-002-5	556-002W-5	556-002-8	556-002W-8
		20	3	65	557-002-5	557-002W-5	557-002-8	557-002W-8
4		8	4	50	558-004-5	558-004W-5	558-004-8	558-004W-8
		14	4	50	556-008-5	556-008W-5	556-008-8	556-008W-8
		20	4	65	557-004-5	557-004W-5	557-004-8	557-004W-8
5		10	5	50	558-006-5	558-006W-5	558-006-8	558-006W-8
		16	5	50	556-014-5	556-014W-5	556-014-8	556-014W-8
		20	5	75	557-006-5	557-006W-5	557-006-8	557-006W-8
6		12	6	50	558-008-5	558-008W-5	558-008-8	558-008W-8
		19	6	63	556-018-5	556-018W-5	556-018-8	556-018W-8
		25	6	75	557-008-5	557-008W-5	557-008-8	557-008W-8
8		12	8	50	558-012-5	558-012W-5	558-012-8	558-012W-8
		19	8	63	556-020-5	556-020W-5	556-020-8	556-020W-8
		25	8	75	557-010-5	557-010W-5	557-010-8	557-010W-8
10		14	10	50	558-014-5	558-014W-5	558-014-8	558-014W-8
		22	10	70	556-022-5	556-022W-5	556-022-8	556-022W-8
		38	10	100	557-012-5	557-012W-5	557-012-8	557-012W-8
12		16	12	63	558-016-5	558-016W-5	558-016-8	558-016W-8
		25	12	75	556-024-5	556-024W-5	556-024-8	556-024W-8
		50	12	100	557-014-5	557-014W-5	557-014-8	557-014W-8
14		25	14	88	556-026-5	556-026W-5	556-026-8	556-026W-8
		56	14	125	557-016-5	557-016W-5	557-016-8	557-016W-8
16		32	16	88	556-028-5	556-028W-5	556-028-8	556-028W-8
		56	16	150	557-018-5	557-018W-5	557-018-8	557-018W-8
18		36	18	100	556-030-5	556-030W-5	556-030-8	556-030W-8
		56	18	150	557-020-5	557-020W-5	557-020-8	557-020W-8
20		38	20	100	556-032-5	556-032W-5	556-032-8	556-032W-8
		56	20	150	557-022-5	557-022W-5	557-022-8	557-022W-8
25		38	25	100	556-034-5	556-034W-5	556-034-8	556-034W-8
		70	25	150	557-024-5	557-024W-5	557-024-8	557-024W-8


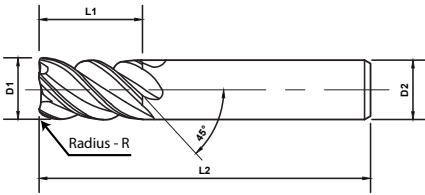
We manufacture a full range of cutting diameters. Please call for availability.
Fabricamos una gama completa de diámetros de corte. Por favor llame para disponibilidad.

HY5 PRO+ CORNER RADIUS




Fresas HY5 con Radio Angulado Pro+

5 Flutes	Coated with or without flat	Unique 45° 5 flute design, superior coating and edge quality
5 Filos	Recubrimientos con y sin plano	Diseño exclusivo de 45° 5 filos, recubrimiento superior y calidad excepcional



- Stub, Series 558, PowerN
- Standard, Series 556, PowerN
- Long, Series 557, PowerN



- Stub, Series 558, PowerN
- Standard, Series 556, PowerNR
- Long, Series 557, PowerNR



Length Key (K)

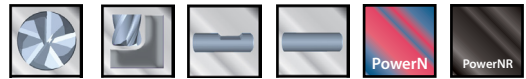
- Standard
- Stub
- Long



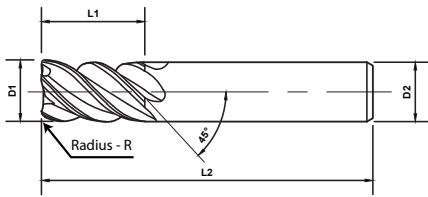
K	OD	LOC	SHK	OAL	Radius	PowerN		PowerNR								
	D1	L1	D2	L2	R	No Flat	With Flat	No Flat	With Flat							
3	6	3	38	38	0.25	558-401-5	558-401W-5	558-401-8	558-401W-8							
					0.50	558-402-5	558-402W-5	558-402-8	558-402W-8							
					0.75	558-403-5	558-403W-5	558-403-8	558-403W-8							
					1.00	558-404-5	558-404W-5	558-404-8	558-404W-8							
					12	3	38	38	0.25	556-400-5	556-400W-5	556-400-8	556-400W-8			
									0.50	556-401-5	556-401W-5	556-401-8	556-401W-8			
									0.75	556-402-5	556-402W-5	556-402-8	556-402W-8			
									0.25	557-400-5	557-400W-5	557-400-8	557-400W-8			
									0.50	557-401-5	557-401W-5	557-401-8	557-401W-8			
									0.75	557-402-5	557-402W-5	557-402-8	557-402W-8			
									1.00	557-403-5	557-403W-5	557-403-8	557-403W-8			
									8	4	50	50	0.25	558-410-5	558-410W-5	558-410-8
0.50	558-411-5	558-411W-5	558-411-8	558-411W-8												
0.75	558-412-5	558-412W-5	558-412-8	558-412W-8												
1.00	558-413-5	558-413W-5	558-413-8	558-413W-8												
14	4	50	50	0.25	556-420-5	556-420W-5	556-420-8	556-420W-8								
				0.50	556-421-5	556-421W-5	556-421-8	556-421W-8								
				0.75	556-422-5	556-422W-5	556-422-8	556-422W-8								
				1.00	556-423-5	556-423W-5	556-423-8	556-423W-8								
				20	4	65	65	0.25					557-410-5	557-410W-5	557-410-8	557-410W-8
								0.50					557-411-5	557-411W-5	557-411-8	557-411W-8
								0.75					557-412-5	557-412W-5	557-412-8	557-412W-8
								1.00					557-413-5	557-413W-5	557-413-8	557-413W-8
10	5	50	50					0.25	558-420-5	558-420W-5	558-420-8	558-420W-8				
								0.50	558-421-5	558-421W-5	558-421-8	558-421W-8				
								0.75	558-422-5	558-422W-5	558-422-8	558-422W-8				
								1.00	558-423-5	558-423W-5	558-423-8	558-423W-8				
				16	5	50	50	0.25	556-440-5	556-440W-5	556-440-8	556-440W-8				
								0.50	556-441-5	556-441W-5	556-441-8	556-441W-8				
								0.75	556-442-5	556-442W-5	556-442-8	556-442W-8				
								1.00	556-443-5	556-443W-5	556-443-8	556-443W-8				

We manufacture a full range of cutting diameters and endcut radii. Please call for availability.
 Fabricamos una gama completa de diámetros de corte y radios de corte final. Por favor llame para disponibilidad.

HY5 PRO+ CORNER RADIUS



Fresas HY5 con Radio Angulado Pro+



Length Key (K)


Standard Stub Long



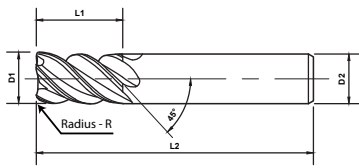
K	OD	LOC	SHK	OAL	Radius	PowerN		PowerNR	
	D1	L1	D2	L2	R	No Flat	With Flat	No Flat	With Flat
5	20	20	5	75	0.25	557-420-5	557-420W-5	557-420-8	557-420W-8
		20	5	75	0.50	557-422-5	557-422W-5	557-422-8	557-422W-8
		20	5	75	0.75	557-423-5	557-423W-5	557-423-8	557-423W-8
		20	5	75	1.00	557-424-5	557-424W-5	557-424-8	557-424W-8
6	12	6	50	0.25	558-430-5	558-430W-5	558-430-8	558-430W-8	
		6	50	0.50	558-431-5	558-431W-5	558-431-8	558-431W-8	
		6	50	0.75	558-432-5	558-432W-5	558-432-8	558-432W-8	
		6	50	1.00	558-433-5	558-433W-5	558-433-8	558-433W-8	
		6	50	1.25	558-434-5	558-434W-5	558-434-8	558-434W-8	
		6	50	1.50	558-435-5	558-435W-5	558-435-8	558-435W-8	
	19	6	63	0.25	556-460-5	556-460W-5	556-460-8	556-460W-8	
		6	63	0.50	556-461-5	556-461W-5	556-461-8	556-461W-8	
		6	63	0.75	556-462-5	556-462W-5	556-462-8	556-462W-8	
		6	63	1.00	556-463-5	556-463W-5	556-463-8	556-463W-8	
		6	63	1.25	556-464-5	556-464W-5	556-464-8	556-464W-8	
		6	63	2.00	556-465-5	556-465W-5	556-465-8	556-465W-8	
25	6	75	0.25	557-430-5	557-430W-5	557-430-8	557-430W-8		
	6	75	0.50	557-431-5	557-431W-5	557-431-8	557-431W-8		
	6	75	0.75	557-432-5	557-432W-5	557-432-8	557-432W-8		
	6	75	1.00	557-433-5	557-433W-5	557-433-8	557-433W-8		
	6	75	1.25	557-434-5	557-434W-5	557-434-8	557-434W-8		
	6	75	1.50	557-435-5	557-435W-5	557-435-8	557-435W-8		
	6	75	2.00	557-436-5	557-436W-5	557-436-8	557-436W-8		
	8	12	8	50	0.50	558-451-5	558-451W-5	558-451-8	558-451W-8
8			50	0.75	558-452-5	558-452W-5	558-452-8	558-452W-8	
8			50	1.00	558-453-5	558-453W-5	558-453-8	558-453W-8	
8			50	1.25	558-454-5	558-454W-5	558-454-8	558-454W-8	
8			50	1.50	558-455-5	558-455W-5	558-455-8	558-455W-8	
8			50	2.00	558-456-5	558-456W-5	558-456-8	558-456W-8	
19		8	63	0.50	556-471-5	556-471W-5	556-471-8	556-471W-8	
		8	63	0.75	556-472-5	556-472W-5	556-472-8	556-472W-8	
		8	63	1.00	556-473-5	556-473W-5	556-473-8	556-473W-8	
		8	63	1.25	556-474-5	556-474W-5	556-474-8	556-474W-8	
		8	63	1.50	556-475-5	556-475W-5	556-475-8	556-475W-8	
		8	63	2.00	556-476-5	556-476W-5	556-476-8	556-476W-8	
25		8	75	0.50	557-441-5	557-441W-5	557-441-8	557-441W-8	
		8	75	0.75	557-442-5	557-442W-5	557-442-8	557-442W-8	
		8	75	1.00	557-443-5	557-443W-5	557-443-8	557-443W-8	
		8	75	1.25	557-444-5	557-444W-5	557-444-8	557-444W-8	
		8	75	1.50	557-445-5	557-445W-5	557-445-8	557-445W-8	
		8	75	2.00	557-446-5	557-446W-5	557-446-8	557-446W-8	
25	8	75	3.00	557-447-5	557-447W-5	557-447-8	557-447W-8		

We manufacture a full range of cutting diameters and endcut radii. Please call for availability. Fabricamos una gama completa de diámetros de corte y radios de corte final. Por favor llame para disponibilidad.

HY5 PRO+ CORNER RADIUS



Fresas HY5 con Radio Angulado Pro+



Length Key (K)


Standard Stub Long



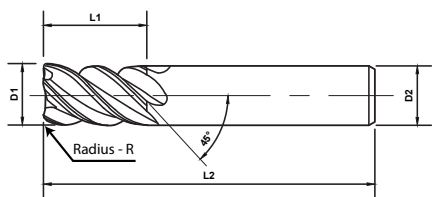
K	OD	LOC	SHK	OAL	Radius	PowerN		PowerNR			
	D1	L1	D2	L2	R	No Flat	With Flat	No Flat	With Flat		
10	14	10	10	50	0.50	558-461-5	558-461W-5	558-461-8	558-461W-8		
					0.75	558-462-5	558-462W-5	558-462-8	558-462W-8		
					1.00	558-463-5	558-463W-5	558-463-8	558-463W-8		
					1.25	558-464-5	558-464W-5	558-464-8	558-464W-8		
					1.50	558-465-5	558-465W-5	558-465-8	558-465W-8		
					2.00	558-466-5	558-466W-5	558-466-8	558-466W-8		
	22	10	70	0.50	556-481-5	556-481W-5	556-481-8	556-481W-8			
				0.75	556-482-5	556-482W-5	556-482-8	556-482W-8			
				1.00	556-483-5	556-483W-5	556-483-8	556-483W-8			
				1.25	556-484-5	556-484W-5	556-484-8	556-484W-8			
				1.50	556-485-5	556-485W-5	556-485-8	556-485W-8			
				2.00	556-486-5	556-486W-5	556-486-8	556-486W-8			
				3.00	556-487-5	556-487W-5	556-487-8	556-487W-8			
				38	10	100	0.50	557-451-5	557-451W-5	557-451-8	557-451W-8
							0.75	557-452-5	557-452W-5	557-452-8	557-452W-8
							1.00	557-453-5	557-453W-5	557-453-8	557-453W-8
							1.25	557-454-5	557-454W-5	557-454-8	557-454W-8
				38	10	100	1.50	557-455-5	557-455W-5	557-455-8	557-455W-8
							2.00	557-456-5	557-456W-5	557-456-8	557-456W-8
							3.00	557-457-5	557-457W-5	557-457-8	557-457W-8
16	12	63	0.50				558-471-5	558-471W-5	558-471-8	558-471W-8	
			0.75				558-472-5	558-472W-5	558-472-8	558-472W-8	
			1.00				558-473-5	558-473W-5	558-473-8	558-473W-8	
			1.25	558-474-5	558-474W-5	558-474-8	558-474W-8				
16	12	63	1.50	558-475-5	558-475W-5	558-475-8	558-475W-8				
			2.00	558-476-5	558-476W-5	558-476-8	558-476W-8				
			3.00	558-477-5	558-477W-5	558-477-8	558-477W-8				
			4.00	558-478-5	558-478W-5	558-478-8	558-478W-8				
			25	12	75	0.50	556-491-5	556-491W-5	556-491-8	556-491W-8	
						0.75	556-492-5	556-492W-5	556-492-8	556-492W-8	
1.00	556-493-5	556-493W-5				556-493-8	556-493W-8				
1.25	556-494-5	556-494W-5				556-494-8	556-494W-8				
1.50	556-495-5	556-495W-5				556-495-8	556-495W-8				
2.00	556-496-5	556-496W-5				556-496-8	556-496W-8				
25	12	75	3.00	556-497-5	556-497W-5	556-497-8	556-497W-8				
			4.00	556-498-5	556-498W-5	556-498-8	556-498W-8				
			50	12	100	0.50	557-461-5	557-461W-5	557-461-8	557-461W-8	
						0.75	557-462-5	557-462W-5	557-462-8	557-462W-8	
						1.00	557-463-5	557-463W-5	557-463-8	557-463W-8	
						1.25	557-464-5	557-464W-5	557-464-8	557-464W-8	
1.50	557-465-5	557-465W-5				557-465-8	557-465W-8				
2.00	557-466-5	557-466W-5				557-466-8	557-466W-8				
50	12	100	3.00	557-467-5	557-467W-5	557-467-8	557-467W-8				
			4.00	557-468-5	557-468W-5	557-468-8	557-468W-8				

We manufacture a full range of cutting diameters and endcut radii. Please call for availability. Fabricamos una gama completa de diámetros de corte y radios de corte final. Por favor llame para disponibilidad.

HY5 PRO+ CORNER RADIUS



Fresas HY5 con Radio Angulado Pro+



Length Key (K)


Standard Stub Long



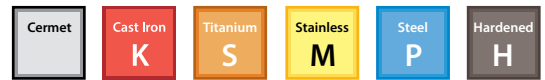
K	OD	LOC	SHK	OAL	Radius	PowerN		PowerNR					
	D1	L1	D2	L2	R	No Flat	With Flat	No Flat	With Flat				
14	25	14	88	88	0.50	556-501-5	556-501W-5	556-501-8	556-501W-8				
					0.75	556-502-5	556-502W-5	556-502-8	556-502W-8				
					1.00	556-503-5	556-503W-5	556-503-8	556-503W-8				
					1.50	556-505-5	556-505W-5	556-505-8	556-505W-8				
					2.00	556-506-5	556-506W-5	556-506-8	556-506W-8				
					3.00	556-507-5	556-507W-5	556-507-8	556-507W-8				
					4.00	556-508-5	556-508W-5	556-508-8	556-508W-8				
					56	14	125	125	0.50	557-471-5	557-471W-5	557-471-8	557-471W-8
									0.75	557-472-5	557-472W-5	557-472-8	557-472W-8
									1.00	557-473-5	557-473W-5	557-473-8	557-473W-8
									1.50	557-475-5	557-475W-5	557-475-8	557-475W-8
									2.00	557-476-5	557-476W-5	557-476-8	557-476W-8
									3.00	557-477-5	557-477W-5	557-477-8	557-477W-8
									4.00	557-478-5	557-478W-5	557-478-8	557-478W-8
16	32	16	88	88					0.50	556-511-5	556-511W-5	556-511-8	556-511W-8
					0.75	556-512-5	556-512W-5	556-512-8	556-512W-8				
					1.00	556-513-5	556-513W-5	556-513-8	556-513W-8				
					1.50	556-515-5	556-515W-5	556-515-8	556-515W-8				
					2.00	556-516-5	556-516W-5	556-516-8	556-516W-8				
					3.00	556-517-5	556-517W-5	556-517-8	556-517W-8				
					4.00	556-518-5	556-518W-5	556-518-8	556-518W-8				
					56	16	150	150	0.50	557-481-5	557-481W-5	557-481-8	557-481W-8
									0.75	557-482-5	557-482W-5	557-482-8	557-482W-8
									1.00	557-483-5	557-483W-5	557-483-8	557-483W-8
									1.50	557-485-5	557-485W-5	557-485-8	557-485W-8
									2.00	557-486-5	557-486W-5	557-486-8	557-486W-8
									3.00	557-487-5	557-487W-5	557-487-8	557-487W-8
									4.00	557-488-5	557-488W-5	557-488-8	557-488W-8
18	36	18	100	100					0.50	556-521-5	556-521W-5	556-521-8	556-521W-8
					0.75	556-522-5	556-522W-5	556-522-8	556-522W-8				
					1.00	556-523-5	556-523W-5	556-523-8	556-523W-8				
					1.50	556-525-5	556-525W-5	556-525-8	556-525W-8				
					2.00	556-526-5	556-526W-5	556-526-8	556-526W-8				
					3.00	556-527-5	556-527W-5	556-527-8	556-527W-8				
					4.00	556-528-5	556-528W-5	556-528-8	556-528W-8				
					56	18	150	150	0.50	557-491-5	557-491W-5	557-491-8	557-491W-8
									0.75	557-492-5	557-492W-5	557-492-8	557-492W-8
									1.00	557-493-5	557-493W-5	557-493-8	557-493W-8
									1.50	557-495-5	557-495W-5	557-495-8	557-495W-8
									2.00	557-496-5	557-496W-5	557-496-8	557-496W-8
									3.00	557-497-5	557-497W-5	557-497-8	557-497W-8
									4.00	557-498-5	557-498W-5	557-498-8	557-498W-8

We manufacture a full range of cutting diameters and endcut radii. Please call for availability. Fabricamos una gama completa de diámetros de corte y radios de corte final. Por favor llame para disponibilidad.

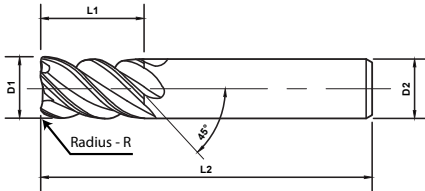
HY5 PRO+ CORNER RADIUS



Fresas HY5 con Radio Angulado Pro+



PRO+ PERFORMANCE ENDMILLS



Length Key (K)

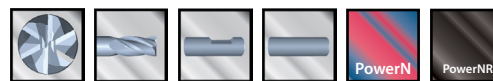
Standard Stub Long



K	OD	LOC	SHK	OAL	Radius	PowerN		PowerNR				
	D1	L1	D2	L2	R	No Flat	With Flat	No Flat	With Flat			
20	38	20	20	100	0.50	556-531-5	556-531W-5	556-531-8	556-531W-8			
					0.75	556-532-5	556-532W-5	556-532-8	556-532W-8			
					1.00	556-533-5	556-533W-5	556-533-8	556-533W-8			
					1.50	556-535-5	556-535W-5	556-535-8	556-535W-8			
					2.00	556-536-5	556-536W-5	556-536-8	556-536W-8			
					3.00	556-537-5	556-537W-5	556-537-8	556-537W-8			
					4.00	556-538-5	556-538W-5	556-538-8	556-538W-8			
					5.00	556-539-5	556-539W-5	556-539-8	556-539W-8			
					56	20	150	0.50	557-501-5	557-501W-5	557-501-8	557-501W-8
								0.75	557-502-5	557-502W-5	557-502-8	557-502W-8
								1.00	557-503-5	557-503W-5	557-503-8	557-503W-8
								1.50	557-505-5	557-505W-5	557-505-8	557-505W-8
								2.00	557-506-5	557-506W-5	557-506-8	557-506W-8
								3.00	557-507-5	557-507W-5	557-507-8	557-507W-8
								4.00	557-508-5	557-508W-5	557-508-8	557-508W-8
								5.00	557-509-5	557-509W-5	557-509-8	557-509W-8
25	38	25	100	0.50	556-541-5	556-541W-5	556-541-8	556-541W-8				
				0.75	556-542-5	556-542W-5	556-542-8	556-542W-8				
				1.00	556-543-5	556-543W-5	556-543-8	556-543W-8				
				1.50	556-545-5	556-545W-5	556-545-8	556-545W-8				
				2.00	556-546-5	556-546W-5	556-546-8	556-546W-8				
				3.00	556-547-5	556-547W-5	556-547-8	556-547W-8				
				4.00	556-548-5	556-548W-5	556-548-8	556-548W-8				
				5.00	556-549-5	556-549W-5	556-549-8	556-549W-8				
				70	25	150	0.50	557-511-5	557-511W-5	557-511-8	557-511W-8	
							0.75	557-512-5	557-512W-5	557-512-8	557-512W-8	
							1.00	557-513-5	557-513W-5	557-513-8	557-513W-8	
							1.50	557-515-5	557-515W-5	557-515-8	557-515W-8	
							2.00	557-516-5	557-516W-5	557-516-8	557-516W-8	
							3.00	557-517-5	557-517W-5	557-517-8	557-517W-8	
							4.00	557-518-5	557-518W-5	557-518-8	557-518W-8	
							5.00	557-519-5	557-519W-5	557-519-8	557-519W-8	


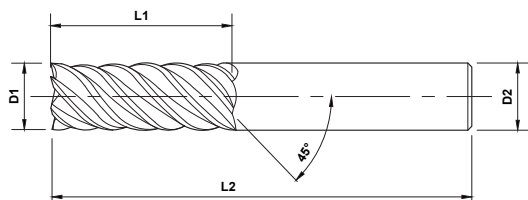
We manufacture a full range of cutting diameters and endcut radii. Please call for availability. Fabricamos una gama completa de diámetros de corte y radios de corte final. Por favor llame para disponibilidad.

F45 PRO+ SQUARE ENDMILLS




Fresas F45 con Punta Recta Pro+

6 Flutes	Coated	Unique 45° 6 flute design, superior coating and edge quality
6 Filos	Con Recubrimiento	Diseño exclusivo de 45° 6 filos, revestimiento superior y calidad excepcional



Standard, Series 559, PowerN



Standard, Series 559, PowerNR



Length Key (K)

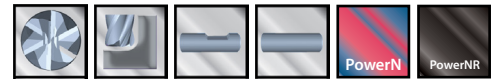
Standard Stub Long



	OD	LOC	SHK	OAL	PowerN	PowerNR
K	D1	L1	D2	L2		
	5	16	5	50	559-002-5	559-002-8
	6	19	6	63	559-004-5	559-004-8
	7	19	8	63	559-006-5	559-006-8
	8	21	8	63	559-008-5	559-008-8
	9	22	10	70	559-010-5	559-010-8
	10	25	10	70	559-012-5	559-012-8
	11	25	11	70	559-014-5	559-014-8
	12	25	12	75	559-016-5	559-016-8
	14	30	14	88	559-018-5	559-018-8
	16	32	16	88	559-020-5	559-020-8
	18	35	18	100	559-022-5	559-022-8
	20	38	20	100	559-024-5	559-024-8
	22	38	22	100	559-026-5	559-026-8
	25	38	25	100	559-028-5	559-028-8


We manufacture a full range of cutting diameters. Please call for availability.
Fabricamos una gama completa de diámetros de corte. Por favor llame para disponibilidad.

F45 PRO+ CORNER RADIUS



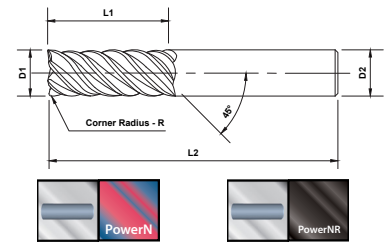
Fresas F45 con Radio Angulado Pro+

6 Flutes	Coated	Unique 45° 6 flute design, superior coating and edge quality
6 Filos	Con Recubrimiento	Diseño exclusivo de 45° 6 filos, revestimiento superior y calidad excepcional



Standard, Series 559, PowerN


Standard, Series 559, PowerNR



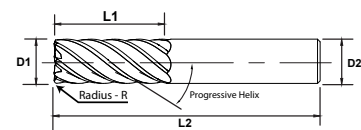
	OD	LOC	SHK	OAL	Radius	PowerN	PowerNR
K	D1	L1	D2	L2	R		
	6	19	6	63	0.25	559-210-5	559-210-8
	7	19	8	63	0.25	559-220-5	559-220-8
	8	21	8	63	0.25	559-230-5	559-230-8
	9	22	10	70	0.50	559-241-5	559-241-8
	10	25	10	70	0.50	559-251-5	559-251-8
	11	25	11	70	0.50	559-261-5	559-261-8
	12	25	12	75	0.50	559-271-5	559-271-8
	14	30	14	88	0.50	559-281-5	559-281-8
	16	32	16	88	0.50	559-291-5	559-291-8
	18	35	18	100	1.00	559-303-5	559-303-8
	20	38	20	100	1.00	559-313-5	559-313-8
	22	38	22	100	1.00	559-323-5	559-323-8
	25	38	25	100	1.25	559-334-5	559-334-8

We manufacture a full range of cutting diameters and endcut radii. Please call for availability. Fabricamos una gama completa de diámetros de corte y radios de corte final. Por favor llame para disponibilidad.

V7 PRO+ ENDMILLS



7 Flutes	Coated	Progressive Helix	Non-Center Cutting Design
7 Filos	Con Recubrimiento	Hélice progresiva	Diseño de corte no-centrado



Standard, Series 449, PowerNR




	OD	LOC	SHK	OAL	Square	.50mm Corner Radius	1mm Corner Radius	2mm Corner Radius	3mm Corner Radius	4mm Corner Radius
K	D1	L1	D2	L2						
	6	13	6	57	549-006-8	549-421-8	549-423-8	549-426-8	-	-
	8	19	8	63	549-014-8	549-461-8	549-463-8	549-466-8	549-467-8	-
	10	19	10	63	549-020-8	549-491-8	549-493-8	549-496-8	549-497-8	549-498-8
	12	32	12	84	549-034-8	549-561-8	549-563-8	549-566-8	549-567-8	549-568-8
	16	42	16	92	549-046-8	549-621-8	549-623-8	549-626-8	549-627-8	549-628-8
	20	52	20	102	549-054-8	549-661-8	549-663-8	549-666-8	549-667-8	549-668-8

Available with Weldon Flat - Add **W** to part ID for Weldon flat 449-XXXW-8

CARBIDE DRILLS

BROCAS DE CARBURO

- **Jobber Drills** - Brocas Serie Estandard
- **Stub Drills** - Brocas Serie Corta
- **Straight Flute Drills** - Brocas Filo Recto
- **Spade Drills** - Brocas Espada
- **Spotting Drills** - Brocas Para Punteo
- **Drill and Countersink** -
Brocas y Avellanadores
- **Multiple Flute Countersinks** -
Múlti filis Avellanadores
- **Chamfer Tools** - Brocas Para Marcado



Mastercut's Superior Carbide Blend *A-Gr-SiV* (Active Grain Sized Volume)

Our superior tungsten carbide gives you the ability to be *aggressive* when you need to be. Growth inhibitors in our submicron carbide blanks maintain the most consistent grain size available, giving you superior hardness AND toughness.






El grado de Carburo de Mastercut Tool - *A-Gr-SiV* (Volumen del tamaño del grano activo)

Nuestro grado superior de carburo de tungsteno proporciona la habilidad de ser *agresivo* cuando se requiere que sea. Los inhibidores de crecimiento en nuestras barras de carburo submicrograno mantiene la consistencia de el grano de carburo dándole una mayor dureza y resistencia.



LEGEND

Leyenda

Features • Rasgos

	2 Flutes		4 Flutes		Plain Shank
	2 Filos		4 Filos		Zanco Estandard
	3 Flutes		6 Flutes		
	3 Filos		6 Filos		

Coatings • Revestimientos

	PowerA		Uncoated
	PowerA (Aluminum Titanium Nitride AlTiN)		sin recubrimiento


















































































Mastercut's Superior Carbide Blend – A-Gr-SiV (Active Grain Sized Volume)

Our superior tungsten carbide gives you the ability to be **aggressive** when you need to be. Growth inhibitors in our submicron carbide blanks maintain the most consistent grain size available, giving you superior hardness and toughness.


El grado de Carburo de Mastercut Tool - A-Gr-SVI (Volumen del tamaño del grano activo)

Nuestro grado superior de carburo de tungsteno proporciona la habilidad de ser **agresivo** cuando se requiere que sea. Los inhibidores de crecimiento en nuestras barras de carburo submicrograno mantiene la consistencia de el grano de carburo dándole una mayor dureza y resistencia.

TABLE OF CONTENTS - Tabla de Contenido

	2 Flute Jobber Drills Brocas Serie Estandard	107	      
	3 Flute Jobber Drills Brocas Serie Estandard	108	      
	Stub Drills Brocas Serie Corta	110	      
	Medium Length Drills Brocas Largo Mediano	111	      
	Spade Drills Brocas de Espada	113	      
	NC Spotting Drills Brocas de Puntear NC	114	      
	Drill and Countersink / Center Drills Brocas de Centro	115	      
	Countersinks, 1 Flute Avellanadores, 1 Filos	116	    
	Countersinks, 3 Flute Avellanadores, 3 Filos	117	    
	Countersinks, 6 Flute Avellanadores, 6 Filos	118	    
	Chamfer Tools Herramienta Chaflán	119	     

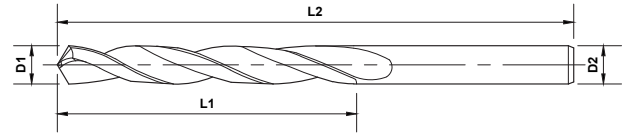
JOBBER DRILLS



Brocas Serie Estandard



2 Flute	118° Four Facet Point	Uncoated
2 Filos	Punta De 118 Grados	Sin Recubrimiento




OD	LOC	SHK	OAL	Uncoated
D1	L1	D2	L2	
3	33	3	61	701-006
3.1	36	3.1	65	701-008
3.2	36	3.2	65	701-010
3.3	36	3.3	65	701-012
3.4	39	3.4	70	701-014
3.5	39	3.5	70	701-016
3.6	39	3.6	70	701-018
3.7	39	3.7	70	701-020
3.8	43	3.8	75	701-022
3.9	43	3.9	75	701-024
4	43	4	75	701-026
4.1	43	4.1	75	701-028
4.2	43	4.2	75	701-030
4.3	47	4.3	80	701-032
4.4	47	4.4	80	701-034
4.5	47	4.5	80	701-036
4.6	47	4.6	80	701-038
4.7	47	4.7	80	701-040
4.8	52	4.8	86	701-042
4.9	52	4.9	86	701-044
5	52	5	86	701-046
5.1	52	5.1	86	701-048
5.2	52	5.2	86	701-050
5.3	52	5.3	86	701-052
5.4	57	5.4	93	701-054
5.5	57	5.5	93	701-056
5.6	57	5.6	93	701-058
5.7	57	5.7	93	701-060
5.8	57	5.8	93	701-062
5.9	57	5.9	93	701-064
6	57	6	93	701-066
6.1	63	6.1	101	701-068
6.2	63	6.2	101	701-070
6.3	63	6.3	101	701-072
6.4	63	6.4	101	701-074
6.5	63	6.5	101	701-076
6.6	63	6.6	101	701-078
6.7	63	6.7	101	701-080
6.8	69	6.8	109	701-082
6.9	69	6.9	109	701-084

OD	LOC	SHK	OAL	Uncoated
D1	L1	D2	L2	
7	69	7	109	701-086
7.1	69	7.1	109	701-088
7.2	69	7.2	109	701-090
7.3	69	7.3	109	701-092
7.4	69	7.4	109	701-094
7.5	69	7.5	109	701-096
7.6	75	7.6	117	701-098
7.7	75	7.7	117	701-100
7.8	75	7.8	117	701-102
7.9	75	7.9	117	701-104
8	75	8	117	701-106
8.1	75	8.1	117	701-108
8.2	75	8.2	117	701-110
8.3	75	8.3	117	701-112
8.4	75	8.4	117	701-114
8.5	75	8.5	117	701-116
8.6	81	8.6	125	701-118
8.7	81	8.7	125	701-120
8.8	81	8.8	125	701-122
8.9	81	8.9	125	701-124
9	81	9	125	701-126
9.1	81	9.1	125	701-128
9.2	81	9.2	125	701-130
9.3	81	9.3	125	701-132
9.4	81	9.4	125	701-134
9.5	81	9.5	125	701-136
9.6	87	9.6	133	701-138
9.7	87	9.7	133	701-140
9.8	87	9.8	133	701-142
9.9	87	9.9	133	701-144
10	87	10	133	701-146
10.2	87	10.2	133	701-148
10.5	87	10.5	133	701-150
11	94	11	142	701-152
11.5	94	11.5	142	701-154
12	101	12	151	701-156
14.5	114	14.5	169	701-158
15	114	15	169	701-160
15.5	120	15.5	178	701-162

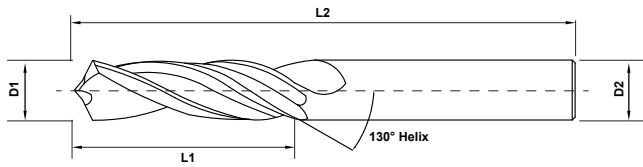
CARBIDE DRILLS

3 FLUTE JOBBER DRILLS



Brocas Serie Estandard

3 Flute	130° Four Facet Point	Uncoated
3 Filos	Punta De 130 Grados	Sin Recubrimiento



OD	LOC	SHK	OAL	Uncoated
D1	L1	D2	L2	
4	22	4	55	701-502
4.1	22	4.1	55	701-504
4.2	22	4.2	55	701-506
4.3	24	4.3	58	701-508
4.4	24	4.4	58	701-510
4.5	24	4.5	58	701-512
4.6	24	4.6	58	701-514
4.7	24	4.7	58	701-516
4.8	26	4.8	62	701-518
4.9	26	4.9	62	701-520
5	26	5	62	701-522
5.1	26	5.1	62	701-524
5.2	26	5.2	62	701-526
5.3	28	5.3	66	701-528
5.4	28	5.4	66	701-530
5.5	28	5.5	66	701-532
5.6	28	5.6	66	701-534
5.7	28	5.7	66	701-536
5.8	28	5.8	66	701-538
5.9	28	5.9	66	701-540
6	31	6	66	701-542
6.1	31	6.1	70	701-544
6.2	31	6.2	70	701-546
6.3	31	6.3	70	701-548
6.4	31	6.4	70	701-550



OD	LOC	SHK	OAL	Uncoated
D1	L1	D2	L2	
6.5	31	6.5	70	701-552
6.6	31	6.6	70	701-554
6.7	31	6.7	70	701-556
6.8	34	6.8	74	701-558
6.9	34	6.9	74	701-560
7	34	7	74	701-562
7.1	34	7.1	74	701-564
7.2	34	7.2	74	701-566
7.3	34	7.3	74	701-568
7.4	34	7.4	74	701-570
7.5	34	7.5	74	701-572
7.6	37	7.6	79	701-574
7.7	37	7.7	79	701-576
7.8	37	7.8	79	701-578
7.9	37	7.9	79	701-580
8	37	8	79	701-582
8.1	37	8.1	79	701-584
8.2	37	8.2	79	701-586
8.3	37	8.3	79	701-588
8.4	37	8.4	79	701-590
8.5	37	8.5	79	701-592
8.6	40	8.6	84	701-594
8.7	40	8.7	84	701-596
8.8	40	8.8	84	701-598
8.9	40	8.9	84	701-600

3 FLUTE JOBBER DRILLS



Brocas Serie Estandard




CARBIDE DRILLS



OD	LOC	SHK	OAL	Uncoated
D1	L1	D2	L2	
9	40	9	84	701-602
9.1	40	9.1	84	701-604
9.2	40	9.2	84	701-606
9.3	40	9.3	84	701-608
9.4	40	9.4	84	701-610
9.5	40	9.5	84	701-612
9.6	43	9.6	89	701-614
9.7	43	9.7	89	701-616
9.8	43	9.8	89	701-618
9.9	43	9.9	89	701-620
10	43	10	89	701-622
10.1	43	10.1	89	701-624
10.2	43	10.2	89	701-626
10.3	43	10.3	89	701-628
10.4	43	10.4	89	701-630
10.5	43	10.5	89	701-632
10.6	43	10.6	89	701-634
10.7	43	10.7	89	701-636
10.8	43	10.8	89	701-638
11	47	11	95	701-640

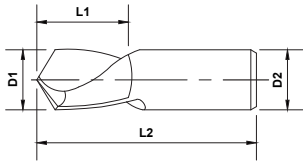
OD	LOC	SHK	OAL	Uncoated
D1	L1	D2	L2	
11.2	47	11.2	95	701-642
11.5	47	11.5	95	701-644
11.8	47	11.8	95	701-646
12	51	12	102	701-648
12.5	51	12.5	102	701-650
13	51	13	102	701-652
13.5	51	13.5	102	701-654
14	54	14	107	701-656
14.5	56	14.5	111	701-658
15	56	15	111	701-660
15.5	58	15.5	115	701-662
16	58	16	115	701-664
16.5	60	16.5	119	701-666
17	60	17	119	701-668
17.5	62	17.5	123	701-670
18	62	18	123	701-672
18.5	64	18.5	127	701-674
19	64	19	127	701-676
19.5	66	19.5	131	701-678
20	66	20	131	701-680

STUB DRILLS



Brocas Serie Corta

2 Flute	118° Four Facet Point	Uncoated
2 Filos	118° Grados De Punta	Sin Recubrimiento




Uncoated



OD	LOC	SHK	OAL	Uncoated
D1	L1	D2	L2	
3	12	3	46	703-002
3.1	14	3.1	49	703-004
3.2	14	3.2	49	703-006
3.3	14	3.3	49	703-008
3.4	15	3.4	52	703-010
3.5	15	3.5	52	703-012
3.6	15	3.6	52	703-014
3.7	15	3.7	52	703-016
3.8	17	3.8	55	703-018
3.9	17	3.9	55	703-020
4	17	4	55	703-022
4.1	17	4.1	55	703-024
4.2	17	4.2	55	703-026
4.3	18	4.3	58	703-028
4.4	18	4.4	58	703-030
4.5	18	4.5	58	703-032
4.6	18	4.6	58	703-034
4.7	18	4.7	58	703-036
4.8	20	4.8	62	703-038
4.9	20	4.9	62	703-040
5	20	5	62	703-042
5.1	20	5.1	62	703-044
5.2	20	5.2	62	703-046
5.3	20	5.3	62	703-048
5.4	21	5.4	66	703-050
5.5	21	5.5	66	703-052
5.6	21	5.6	66	703-054

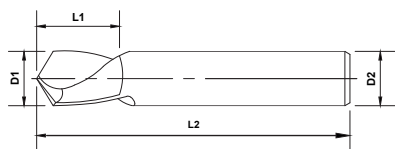
OD	LOC	SHK	OAL	Uncoated
D1	L1	D2	L2	
5.7	21	5.7	66	703-056
5.8	21	5.8	66	703-058
5.9	21	5.9	66	703-060
6	21	6	66	703-062
6.1	23	6.1	70	703-064
6.2	23	6.2	70	703-066
6.3	23	6.3	70	703-068
6.4	23	6.4	70	703-070
6.5	23	6.5	70	703-072
6.8	23	6.8	70	703-074
6.9	23	6.9	70	703-076
7	25	7	74	703-078
7.5	25	7.5	74	703-080
8	27	8	79	703-082
8.5	27	8.5	79	703-084
9	29	9	84	703-086
9.5	29	9.5	84	703-088
9.6	29	9.6	84	703-090
10	31	10	89	703-092
10.5	31	10.5	89	703-094
11	33	11	95	703-096
11.5	33	11.5	95	703-098
12	35	12	102	703-100
12.5	35	12.5	102	703-102
13	35	13	102	703-104
14	37	14	107	703-106

MEDIUM LENGTH DRILLS



Brocas Largo Mediano

2 Flute	118° Four Facet Point	Uncoated
2 Filos	118° Grados De Punta	Sin Recubrimiento



Uncoated




OD	LOC	SHK	OAL	Uncoated
D1	L1	D2	L2	
3	16	3	46	703-502
3.1	16	3.1	46	703-504
3.2	18	3.2	49	703-506
3.3	18	3.3	49	703-508
3.4	20	3.4	52	703-510
3.5	20	3.5	52	703-512
3.6	20	3.6	52	703-514
3.7	20	3.7	52	703-516
3.8	22	3.8	55	703-518
3.9	22	3.9	55	703-520
4	22	4	55	703-522
4.1	22	4.1	55	703-524
4.2	22	4.2	55	703-526
4.3	24	4.3	58	703-528
4.4	24	4.4	58	703-530
4.5	24	4.5	58	703-532
4.6	24	4.6	58	703-534
4.7	24	4.7	58	703-536
4.8	26	4.8	62	703-538
4.9	26	4.9	62	703-540
5	26	5	62	703-542
5.1	26	5.1	62	703-544
5.2	26	5.2	62	703-546
5.3	26	5.3	62	703-548



OD	LOC	SHK	OAL	Uncoated
D1	L1	D2	L2	
5.4	28	5.4	66	703-550
5.5	28	5.5	66	703-552
5.6	28	5.6	66	703-554
5.7	28	5.7	66	703-556
5.8	28	5.8	66	703-558
5.9	28	5.9	66	703-560
6	28	6	66	703-562
6.1	31	6.1	70	703-564
6.2	31	6.2	70	703-566
6.3	31	6.3	70	703-568
6.4	31	6.4	70	703-570
6.5	31	6.5	70	703-572
6.6	31	6.6	70	703-574
6.7	31	6.7	70	703-576
6.8	34	6.8	74	703-578
6.9	34	6.9	74	703-580
7	34	7	74	703-582
7.1	34	7.1	74	703-584
7.2	34	7.2	74	703-586
7.3	34	7.3	74	703-588
7.4	34	7.4	74	703-590
7.5	34	7.5	74	703-592
7.6	37	7.6	79	703-594
7.7	37	7.7	79	703-596

MEDIUM LENGTH DRILLS




Brocas Largo Mediano



OD	LOC	SHK	OAL	Uncoated
D1	L1	D2	L2	
7.8	37	7.8	79	703-598
7.9	37	7.9	79	703-600
8	37	8	79	703-602
8.1	37	8.1	79	703-604
8.2	37	8.2	79	703-606
8.3	37	8.3	79	703-608
8.4	37	8.4	79	703-610
8.5	37	8.5	79	703-612
8.6	40	8.6	84	703-614
8.7	40	8.7	84	703-616
8.8	40	8.8	84	703-618
8.9	40	8.9	84	703-620
9	40	9	84	703-622
9.1	40	9.1	84	703-624
9.2	40	9.2	84	703-626
9.3	40	9.3	84	703-628
9.4	40	9.4	84	703-630
9.5	40	9.5	84	703-632
9.6	43	9.6	89	703-634
9.7	43	9.7	89	703-636
9.8	43	9.8	89	703-638
9.9	43	9.9	89	703-640
10	43	10	89	703-642
10.1	43	10.1	89	703-644
10.2	43	10.2	89	703-646
10.3	43	10.3	89	703-648

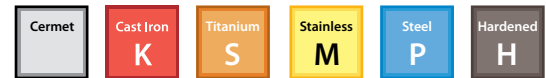
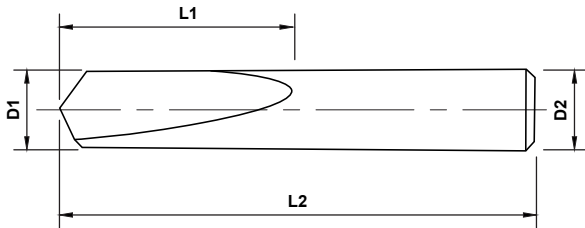
OD	LOC	SHK	OAL	Uncoated
D1	L1	D2	L2	
10.4	43	10.4	89	703-650
10.5	43	10.5	89	703-652
10.6	43	10.6	89	703-654
10.7	43	10.7	89	703-656
10.8	43	10.8	89	703-658
11	47	11	95	703-660
11.2	47	11.2	95	703-662
11.5	47	11.5	95	703-664
11.8	47	11.8	95	703-666
12	51	12	102	703-668
12.5	51	12.5	102	703-670
13	51	13	102	703-672
13.5	51	13.5	102	703-674
14	56	14	111	703-676
14.5	56	14.5	111	703-678
15	56	15	111	703-680
15.5	58	15.5	115	703-682
16	58	16	115	703-684
16.5	60	16.5	119	703-686
17	60	17	119	703-688
17.5	62	17.5	123	703-690
18	62	18	123	703-692
18.5	64	18.5	127	703-694
19	64	19	127	703-696
19.5	66	19.5	131	703-698
20	66	20	131	703-700

SPADE DRILLS



Brocas de Espada

2 Flute	118° Point	Uncoated
2 Filos	Punta De 118 Grados	Sin Recubrimiento




Uncoated

CARBIDE DRILLS



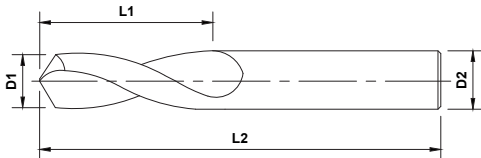
OD	LOC	SHK	OAL	Uncoated
D1	L1	D2	L2	
3	12	3	38	700-002
4	17	4	50	700-004
6	16	6	50	700-006
8	22	8	63	700-008
10	28	10	63	700-010
12	32	12	75	700-012

NC SPOTTING DRILLS



BrocasS de Puntear NC

2 Flute	90°, 120° point	Coated and Uncoated
2 Filos	90° & 120° Grados de Punta	Con Recubierta & Sin Recubrimiento




Uncoated



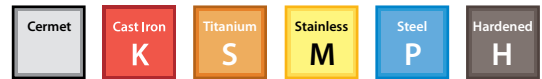
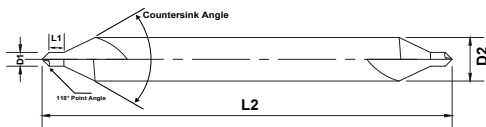
OD	LOC	SHK	OAL	Uncoated		PowerA	
				90°	120°	90°	120°
3	10	3	38	700-402	700-502	700-402-1	700-502-1
4	18	4	63	700-404	700-504	700-404-1	700-504-1
6	20	6	63	700-406	700-506	700-406-1	700-506-1
8	20	8	63	700-408	700-510	700-408-1	700-510-1
10	25	10	75	700-410	700-512	700-410-1	700-512-1
12	25	12	75	700-412	700-514	700-412-1	700-514-1

DRILL AND COUNTERSINK



Brocas de Centro

2 Flute	118° point Center Drills • 60°, 82° and 90° Countersink	Uncoated
2 Filos	Broca de Centro 118 Grados de Punta, Avellanadores de 60°, 82° & 90°	Sin Recubrimiento




Uncoated

Quick Ship Items

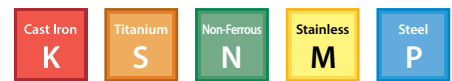
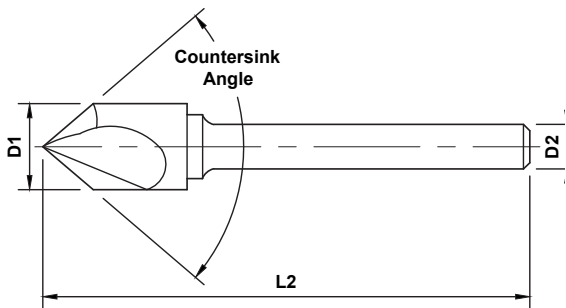
OD	LOC	SHK	OAL	Uncoated		
				60°	82°	90°
D1	L1	D2	L2	60°	82°	90°
1.2	1.2	3.18	38	700-302	700-102	700-202
2	2	4.75	50	700-304	700-104	700-204
2.8	2.8	6.3	50	700-306	700-106	700-206
3.15	3.15	8	56	700-308	700-108	700-208
4	4	11.1	70	700-310	700-110	700-210
5	5	12.7	75	700-312	700-112	700-212
6	6	15.9	81	700-314	700-114	700-214
8	8	19	85	700-316	700-116	700-216

COUNTERSINKS - 1 FLUTE



Avellanadores - 1 Filos

1 Flute	60°, 82° and 90° countersinks	Uncoated
1 Filos	Avellanadores de 60°, 82° & 90°	Sin Recubrimiento



Uncoated

OD	SHK	OAL	Uncoated		
			60°	82°	90°
D1	D2	L2			
3	3	38	780-002 *	780-102 *	780-202 *
5	5	50	780-004 *	780-104 *	780-204 *
6	6	50	780-006 *	780-106 *	780-206 *
9.5	6	66	780-008	780-108	780-208
12.7	6	72	780-010	780-110	780-210
16	8	75	780-012	780-112	780-212
19	8	75	780-014	780-114	780-214
25	8	83	780-016	780-116	780-216

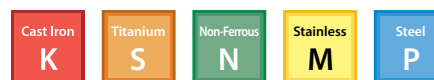
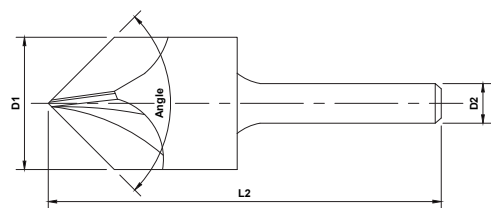
* Solid Carbide • *Carburo Sólido

COUNTERSINKS - 3 FLUTE



Avellanadores - 3 Filos

3 Flute	60°, 82° and 90° countersinks	Uncoated
3 Filos	Avellanadores de 60°, 82° & 90°	Sin Recubrimiento




Uncoated

OD	SHK	OAL	Uncoated		
			60°	82°	90°
D1	D2	L2			
3	3	38	780-302 *	780-402 *	780-502 *
5	5	50	780-304 *	780-404 *	780-504 *
6	6	50	780-306 *	780-406 *	780-506 *
9.5	6	66	780-308	780-408	780-508
12.7	6	72	780-310	780-410	780-510
16	8	69	780-312	780-412	780-512
19	8	75	780-314	780-414	780-514
25	8	70	780-316	780-416	780-516

* Solid Carbide • *Carburo Sólido

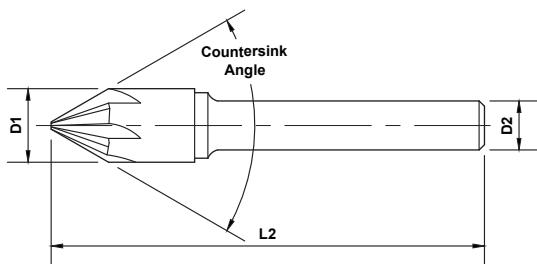
CARBIDE DRILLS

COUNTERSINKS - 6 FLUTE



Avellanadores - 6 Filos

6 Flute	60°, 82° and 90° countersinks	Uncoated
6 Filos	Avellanadores De 60°, 82° & 90°	Sin Recubrimiento



Uncoated



OD	SHK	OAL	Uncoated		
D1	D2	L2	60°	82°	90°
3	3	38	780-602 *	780-702 *	780-802 *
5	5	50	780-604 *	780-704 *	780-804 *
6	6	50	780-606 *	780-706 *	780-806 *
9.5	6	66	780-608	780-708	780-808
12.7	6	72	780-610	780-710	780-810
16	8	75	780-612	780-712	780-812
19	8	75	780-614	780-714	780-814
25	8	83	780-616	780-716	780-816

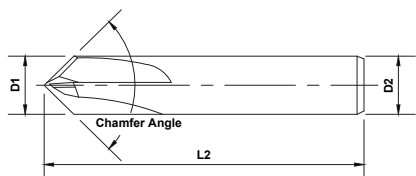
* Solid Carbide • *Carburo Sólido

CHAMFER TOOLS



Herramienta Chaflán

4 Flute	60°, 82° and 90°	Coated and Uncoated
4 Filos	60°, 82° and 90°	Recubierta & Sin Recubrimiento



Uncoated

OD	SHK	OAL	Uncoated			PowerA		
			60°	82°	90°	60°	82°	90°
4	4	50	781-002	781-102	781-202	781-002-1	781-102-1	781-202-1
5	5	50	781-004	781-104	781-204	781-004-1	781-104-1	781-204-1
6	6	64	781-006	781-106	781-206	781-006-1	781-106-1	781-206-1
8	8	64	781-008	781-108	781-208	781-008-1	781-108-1	781-208-1
10	10	70	781-010	781-110	781-210	781-010-1	781-110-1	781-210-1
12	12	76	781-012	781-112	781-212	781-012-1	781-112-1	781-212-1

CARBIDE DRILLS

HIGH PERFORMANCE DRILLS

BROCAS DE ALTO RENDIMIENTO

Hurricane Drill Series

- **Non-Coolant Through**

Sin Refrigeracion Interna

- **Coolant Through**

Refrigeracion Interna

Coolant Through Hurricane Drills - De Líquido Refrigerante



HURRICANE HIGH PERFORMANCE DRILL FEATURES

Características del brocas de "Hurricane" de alto rendimiento



- High performance drill with a common shank
- Coolant Through and Solid (Non-Coolant Through) styles available
- 3XD, 5XD, 8XD
- Uncoated and PowerA coating available
- Now also available in PowerNR coating (call for information)
- Brocas Para Alto Desempeño Con Zanco Común
- Brocas Solidas (Sin Refrigeracion Interna) & Con Refrigeracion Interna Disponibles en las Series: 3xD, 5xD & 8xD
- Sin Recubrimiento y Con Recubrimiento PowerA Disponible
- Ahora Disponible Con Recubrimiento PowerNR (Llamar Para Mas Informacion)

TABLE OF CONTENTS - Tabla de Contenido



Hurricane Drill High Performance Features

Características de las Brocas Huracanadas Para Alto Desempeño121



Hurricane 3xD

Brocas 3xD Huracanada 122



Hurricane 5xD

Brocas 5xD Huracanada 127



Hurricane 8xD

Brocas 8xD Huracanada 132



Features • Rasgos

	2 Flutes		Plain Shank
	2 Filos		Zanco Estandar
	Non-Coolant Through		Coolant Through
	Sin Refrigeracion Interna		Refrigeracion Interna

Coatings • Revestimientos

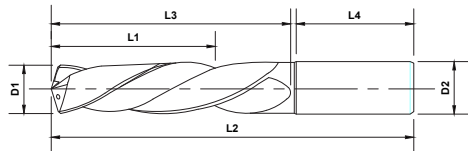
	PowerA PowerA (Aluminum Titanium Nitride AlTiN)
	Uncoated sin recubrimiento

HIGH PERFORMANCE DRILLS



Brocas 3xD Huracana

3XD	Coated and Uncoated	2 FL, 140° Point and 30° Helix
3XD	Recubierta & Sin Recubrimiento	2 Filos De 140 Grados De Punta & 30° De Helice



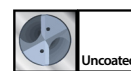
*Hurricane Drills
*Series Brocas Huracanas



Uncoated
Coolant
Through



PowerA
Coolant
Through




OD	LOC	LOF	SHK	SHK-L	OAL	Uncoated		PowerA	
						Non-Coolant Through	Coolant Through	Non-Coolant Through	Coolant Through
D1	L1	L3	D2	L4	L2				
3	14	20	6	36	62	750-002	-	750-002-1	-
3.1	14	20	6	36	62	750-004	-	750-004-1	-
3.17	14	20	6	36	62	750-006	-	750-006-1	-
3.2	14	20	6	36	62	750-010	-	750-010-1	-
3.25	14	20	6	36	62	750-012	-	750-012-1	-
3.3	14	20	6	36	62	750-014	-	750-014-1	-
3.4	14	20	6	36	62	750-016	750-516	750-016-1	750-516-1
3.5	14	20	6	36	62	750-018	750-518	750-018-1	750-518-1

* For extreme performance drilling, try our PowerNR coating. Use the uncoated part number and add -8.

*Para barrenado extremo, utilice nuestro recubrimiento PowerNR. Utilize el numero de parte de las fresas sin recubrimiento y agregue -8

HIGH PERFORMANCE DRILLS




Brocas 3xD Huracanada



OD	LOC	LOF	SHK	SHK-L	OAL	Uncoated		PowerA	
						Non-Coolant Through	Coolant Through	Non-Coolant Through	Coolant Through
D1	L1	L3	D2	L4	L2				
3.57	14	20	6	36	62	750-020	750-520	750-020-1	750-520-1
3.6	14	20	6	36	62	750-024	750-524	750-024-1	750-524-1
3.7	14	20	6	36	62	750-026	750-526	750-026-1	750-526-1
3.8	17	24	6	36	66	750-028	750-528	750-028-1	750-528-1
3.9	17	24	6	36	66	750-030	750-530	750-030-1	750-530-1
3.97	17	24	6	36	66	750-034	750-534	750-034-1	750-534-1
4	17	24	6	36	66	750-036	750-536	750-036-1	750-536-1
4.1	17	24	6	36	66	750-038	750-538	750-038-1	750-538-1
4.2	17	24	6	36	66	750-040	750-540	750-040-1	750-540-1
4.3	17	24	6	36	66	750-042	750-542	750-042-1	750-542-1
4.37	17	24	6	36	66	750-046	750-546	750-046-1	750-546-1
4.4	17	24	6	36	66	750-048	750-548	750-048-1	750-548-1
4.5	17	24	6	36	66	750-050	750-550	750-050-1	750-550-1
4.6	17	24	6	36	66	750-052	750-552	750-052-1	750-552-1
4.65	17	24	6	36	66	750-054	750-554	750-054-1	750-554-1
4.7	17	24	6	36	66	750-056	750-556	750-056-1	750-556-1
4.76	20	28	6	36	66	750-058	750-558	750-058-1	750-558-1
4.8	20	28	6	36	66	750-062	750-562	750-062-1	750-562-1
4.9	20	28	6	36	66	750-064	750-564	750-064-1	750-564-1
5	20	28	6	36	66	750-066	750-566	750-066-1	750-566-1
5.1	20	28	6	36	66	750-068	750-568	750-068-1	750-568-1
5.16	20	28	6	36	66	750-072	750-572	750-072-1	750-572-1
5.2	20	28	6	36	66	750-074	750-574	750-074-1	750-574-1
5.3	20	28	6	36	66	750-076	750-576	750-076-1	750-576-1
5.4	20	28	6	36	66	750-078	750-578	750-078-1	750-578-1
5.5	20	28	6	36	66	750-080	750-580	750-080-1	750-580-1
5.55	20	28	6	36	66	750-082	750-582	750-082-1	750-582-1
5.56	20	28	6	36	66	750-086	750-586	750-086-1	750-586-1
5.6	20	28	6	36	66	750-088	750-588	750-088-1	750-588-1
5.7	20	28	6	36	66	750-090	750-590	750-090-1	750-590-1
5.8	20	28	6	36	66	750-092	750-592	750-092-1	750-592-1
5.9	20	28	6	36	66	750-094	750-594	750-094-1	750-594-1
5.95	20	28	6	36	66	750-096	750-596	750-096-1	750-596-1
6	20	28	6	36	66	750-100	750-600	750-100-1	750-600-1

HIGH PERFORMANCE DRILLS

HIGH PERFORMANCE DRILLS



Brocas 3xD Huracana



OD	LOC	LOF	SHK	SHK-L	OAL	Uncoated		PowerA	
						Non-Coolant Through	Coolant Through	Non-Coolant Through	Coolant Through
6.1	24	34	8	36	79	750-102	750-602	750-102-1	750-602-1
6.2	24	34	8	36	79	750-104	750-604	750-104-1	750-604-1
6.3	24	34	8	36	79	750-106	750-606	750-106-1	750-606-1
6.35	24	34	8	36	79	750-108	750-608	750-108-1	750-608-1
6.4	24	34	8	36	79	750-110	750-610	750-110-1	750-610-1
6.5	24	34	8	36	79	750-112	750-612	750-112-1	750-612-1
6.6	24	34	8	36	79	750-114	750-614	750-114-1	750-614-1
6.7	24	34	8	36	79	750-116	750-616	750-116-1	750-616-1
6.75	24	34	8	36	79	750-120	750-620	750-120-1	750-620-1
6.8	24	34	8	36	79	750-122	750-622	750-122-1	750-622-1
6.9	24	34	8	36	79	750-124	750-624	750-124-1	750-624-1
7	24	34	8	36	79	750-126	750-626	750-126-1	750-626-1
7.1	29	41	8	36	79	750-128	750-628	750-128-1	750-628-1
7.14	29	41	8	36	79	750-130	750-630	750-130-1	750-630-1
7.2	29	41	8	36	79	750-134	750-634	750-134-1	750-634-1
7.3	29	41	8	36	79	750-136	750-636	750-136-1	750-636-1
7.4	29	41	8	36	79	750-138	750-638	750-138-1	750-638-1
7.5	29	41	8	36	79	750-140	750-640	750-140-1	750-640-1
7.54	29	41	8	36	79	750-142	750-642	750-142-1	750-642-1
7.6	29	41	8	36	79	750-146	750-646	750-146-1	750-646-1
7.7	29	41	8	36	79	750-148	750-648	750-148-1	750-648-1
7.8	29	41	8	36	79	750-150	750-650	750-150-1	750-650-1
7.9	29	41	8	36	79	750-152	750-652	750-152-1	750-652-1
7.94	29	41	8	36	79	750-156	750-656	750-156-1	750-656-1
8	29	41	8	36	79	750-158	750-658	750-158-1	750-658-1
8.1	35	47	10	40	89	750-160	750-660	750-160-1	750-660-1
8.2	35	47	10	40	89	750-162	750-662	750-162-1	750-662-1
8.3	35	47	10	40	89	750-164	750-664	750-164-1	750-664-1
8.33	35	47	10	40	89	750-166	750-666	750-166-1	750-666-1
8.4	35	47	10	40	89	750-170	750-670	750-170-1	750-670-1
8.5	35	47	10	40	89	750-172	750-672	750-172-1	750-672-1
8.6	35	47	10	40	89	750-174	750-674	750-174-1	750-674-1
8.7	35	47	10	40	89	750-176	750-676	750-176-1	750-676-1
8.73	35	47	10	40	89	750-178	750-678	750-178-1	750-678-1

HIGH PERFORMANCE DRILLS



Brocas 3xD Huracanada




OD	LOC	LOF	SHK	SHK-L	OAL	Uncoated		PowerA	
						Non-Coolant Through	Coolant Through	Non-Coolant Through	Coolant Through
D1	L1	L3	D2	L4	L2				
8.8	35	47	10	40	89	750-182	750-682	750-182-1	750-682-1
8.9	35	47	10	40	89	750-184	750-684	750-184-1	750-684-1
9	35	47	10	40	89	750-186	750-686	750-186-1	750-686-1
9.1	35	47	10	40	89	750-188	750-688	750-188-1	750-688-1
9.13	35	47	10	40	89	750-192	750-692	750-192-1	750-692-1
9.2	35	47	10	40	89	750-194	750-694	750-194-1	750-694-1
9.25	35	47	10	40	89	750-196	750-696	750-196-1	750-696-1
9.3	35	47	10	40	89	750-198	750-698	750-198-1	750-698-1
9.4	35	47	10	40	89	750-200	750-700	750-200-1	750-700-1
9.5	35	47	10	40	89	750-202	750-702	750-202-1	750-702-1
9.52	35	47	10	40	89	750-204	750-704	750-204-1	750-704-1
9.6	35	47	10	40	89	750-208	750-708	750-208-1	750-708-1
9.7	35	47	10	40	89	750-210	750-710	750-210-1	750-710-1
9.8	35	47	10	40	89	750-212	750-712	750-212-1	750-712-1
9.9	35	47	10	40	89	750-214	750-714	750-214-1	750-714-1
9.92	35	47	10	40	89	750-216	750-716	750-216-1	750-716-1
10	35	47	10	40	89	750-220	750-720	750-220-1	750-720-1
10.1	40	55	12	45	102	750-222	750-722	750-222-1	750-722-1
10.2	40	55	12	45	102	750-224	750-724	750-224-1	750-724-1
10.3	40	55	12	45	102	750-226	750-726	750-226-1	750-726-1
10.32	40	55	12	45	102	750-230	750-730	750-230-1	750-730-1
10.4	40	55	12	45	102	750-232	750-732	750-232-1	750-732-1
10.5	40	55	12	45	102	750-234	750-734	750-234-1	750-734-1
10.6	40	55	12	45	102	750-236	750-736	750-236-1	750-736-1
10.7	40	55	12	45	102	750-238	750-738	750-238-1	750-738-1
10.8	40	55	12	45	102	750-242	750-742	750-242-1	750-742-1
10.9	40	55	12	45	102	750-244	750-744	750-244-1	750-744-1
11	40	55	12	45	102	750-246	750-746	750-246-1	750-746-1
11.1	40	55	12	45	102	750-248	750-748	750-248-1	750-748-1
11.11	40	55	12	45	102	750-250	750-750	750-250-1	750-750-1
11.2	40	55	12	45	102	750-254	750-754	750-254-1	750-754-1
11.3	40	55	12	45	102	750-256	750-756	750-256-1	750-756-1
11.4	40	55	12	45	102	750-258	750-758	750-258-1	750-758-1

HIGH PERFORMANCE DRILLS



HIGH PERFORMANCE DRILLS



Brocas 3xD Huracana



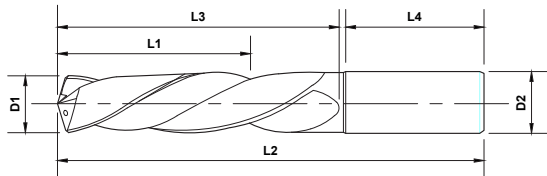
OD	LOC	LOF	SHK	SHK-L	OAL	Uncoated		PowerA	
						Non-Coolant Through	Coolant Through	Non-Coolant Through	Coolant Through
D1	L1	L3	D2	L4	L2				
11.5	40	55	12	45	102	750-260	750-760	750-260-1	750-760-1
11.6	40	55	12	45	102	750-264	750-764	750-264-1	750-764-1
11.7	40	55	12	45	102	750-266	750-766	750-266-1	750-766-1
11.8	40	55	12	45	102	750-268	750-768	750-268-1	750-768-1
11.9	40	55	12	45	102	750-270	750-770	750-270-1	750-770-1
11.91	40	55	12	45	102	750-274	750-774	750-274-1	750-774-1
12	40	55	12	45	102	750-276	750-776	750-276-1	750-776-1
12.5	43	60	14	45	107	750-280	750-780	750-280-1	750-780-1
12.6	43	60	14	45	107	750-282	750-782	750-282-1	750-782-1
12.7	43	60	14	45	107	750-284	750-784	750-284-1	750-784-1
13	43	60	14	45	107	750-286	750-786	750-286-1	750-786-1
13.5	43	60	14	45	107	750-288	750-788	750-288-1	750-788-1
13.7	43	60	14	45	107	750-290	750-790	750-290-1	750-790-1
14	43	60	14	45	107	750-292	750-792	750-292-1	750-792-1
14.29	45	65	16	48	115	750-294	750-794	750-294-1	750-794-1
14.5	45	65	16	48	115	750-296	750-796	750-296-1	750-796-1
14.7	45	65	16	48	115	750-298	750-798	750-298-1	750-798-1
15	45	65	16	48	115	750-300	750-800	750-300-1	750-800-1
15.5	45	65	16	48	115	750-302	750-802	750-302-1	750-802-1
15.7	45	65	16	48	115	750-304	750-804	750-304-1	750-804-1
16	45	65	16	48	115	750-306	750-806	750-306-1	750-806-1
16.5	51	73	18	48	123	750-308	750-808	750-308-1	750-808-1
17	51	73	18	48	123	750-310	750-810	750-310-1	750-810-1
17.5	51	73	18	48	123	750-312	750-812	750-312-1	750-812-1
18	51	73	18	48	123	750-314	750-814	750-314-1	750-814-1
18.5	55	79	20	50	131	750-316	750-816	750-316-1	750-816-1
19	55	79	20	50	131	750-318	750-818	750-318-1	750-818-1
19.5	55	79	20	50	131	750-320	750-820	750-320-1	750-820-1
20	55	79	20	50	131	750-322	750-822	750-322-1	750-822-1

HIGH PERFORMANCE DRILLS



Brocas 5xD Huracana

5xD	Coated and Uncoated	2 FL, 140° Point and 30° Helix
5xD	Recubierta & Sin Recubrimiento	2 Filos De 140 Grados De Punta & 30° De Helice



*Hurricane Drills
*Series Brocas Huracanas



HIGH PERFORMANCE DRILLS



Uncoated
Coolant
Through



PowerA
Coolant
Through




OD	LOC	LOF	SHK	SHK-L	OAL	Uncoated		PowerA	
						Non-Coolant Through	Coolant Through	Non-Coolant Through	Coolant Through
D1	L1	L3	D2	L4	L2				
3	23	28	6	36	66	751-002	-	751-002-1	-
3.1	23	28	6	36	66	751-004	-	751-004-1	-
3.17	23	28	6	36	66	751-006	-	751-006-1	-
3.2	23	28	6	36	66	751-010	-	751-010-1	-
3.25	23	28	6	36	66	751-012	-	751-012-1	-
3.3	23	28	6	36	66	751-014	-	751-014-1	-
3.4	23	28	6	36	66	751-016	751-516	751-016-1	751-516-1
3.5	23	28	6	36	66	751-018	751-518	751-018-1	751-518-1
3.57	23	28	6	36	66	751-020	751-520	751-020-1	751-520-1

* For extreme performance drilling, try our PowerNR coating, Use the uncoated part number and add -8.

*Para barrenado extremo, utilice nuestro recubrimiento PowerNR. Utilize el numero de parte de las fresas sin recubrimiento y agregue -8.

HIGH PERFORMANCE DRILLS



Brocas 5xD Huracana



OD	LOC	LOF	SHK	SHK-L	OAL	Uncoated		PowerA	
						Non-Coolant Through	Coolant Through	Non-Coolant Through	Coolant Through
3.6	23	28	6	36	66	751-024	751-524	751-024-1	751-524-1
3.7	23	28	6	36	66	751-026	751-526	751-026-1	751-526-1
3.8	29	36	6	36	74	751-028	751-528	751-028-1	751-528-1
3.9	29	36	6	36	74	751-030	751-530	751-030-1	751-530-1
3.97	29	36	6	36	74	751-034	751-534	751-034-1	751-534-1
4	29	36	6	36	74	751-036	751-536	751-036-1	751-536-1
4.1	29	36	6	36	74	751-038	751-538	751-038-1	751-538-1
4.2	29	36	6	36	74	751-040	751-540	751-040-1	751-540-1
4.3	29	36	6	36	74	751-042	751-542	751-042-1	751-542-1
4.37	29	36	6	36	74	751-046	751-546	751-046-1	751-546-1
4.4	29	36	6	36	74	751-048	751-548	751-048-1	751-548-1
4.5	29	36	6	36	74	751-050	751-550	751-050-1	751-550-1
4.6	29	36	6	36	74	751-052	751-552	751-052-1	751-552-1
4.65	29	36	6	36	74	751-054	751-554	751-054-1	751-554-1
4.7	35	44	6	36	82	751-056	751-556	751-056-1	751-556-1
4.76	35	44	6	36	82	751-058	751-558	751-058-1	751-558-1
4.8	35	44	6	36	82	751-062	751-562	751-062-1	751-562-1
4.9	35	44	6	36	82	751-064	751-564	751-064-1	751-564-1
5	35	44	6	36	82	751-066	751-566	751-066-1	751-566-1
5.1	35	44	6	36	82	751-068	751-568	751-068-1	751-568-1
5.16	35	44	6	36	82	751-072	751-572	751-072-1	751-572-1
5.2	35	44	6	36	82	751-074	751-574	751-074-1	751-574-1
5.3	35	44	6	36	82	751-076	751-576	751-076-1	751-576-1
5.4	35	44	6	36	82	751-078	751-578	751-078-1	751-578-1
5.5	35	44	6	36	82	751-080	751-580	751-080-1	751-580-1
5.55	35	44	6	36	82	751-082	751-582	751-082-1	751-582-1
5.56	35	44	6	36	82	751-086	751-586	751-086-1	751-586-1
5.6	35	44	6	36	82	751-088	751-588	751-088-1	751-588-1
5.7	35	44	6	36	82	751-090	751-590	751-090-1	751-590-1
5.8	35	44	6	36	82	751-092	751-592	751-092-1	751-592-1
5.9	35	44	6	36	82	751-094	751-594	751-094-1	751-594-1
5.95	35	44	6	36	82	751-096	751-596	751-096-1	751-596-1
6	35	44	6	36	82	751-100	751-600	751-100-1	751-600-1

HIGH PERFORMANCE DRILLS



Brocas 5xD Huracana




OD	LOC	LOF	SHK	SHK-L	OAL	Uncoated		PowerA	
						Non-Coolant Through	Coolant Through	Non-Coolant Through	Coolant Through
D1	L1	L3	D2	L4	L2				
6.1	43	53	8	36	91	751-102	751-602	751-102-1	751-602-1
6.2	43	53	8	36	91	751-104	751-604	751-104-1	751-604-1
6.3	43	53	8	36	91	751-106	751-606	751-106-1	751-606-1
6.35	43	53	8	36	91	751-108	751-608	751-108-1	751-608-1
6.4	43	53	8	36	91	751-110	751-610	751-110-1	751-610-1
6.5	43	53	8	36	91	751-112	751-612	751-112-1	751-612-1
6.6	43	53	8	36	91	751-114	751-614	751-114-1	751-614-1
6.7	43	53	8	36	91	751-116	751-616	751-116-1	751-616-1
6.75	43	53	8	36	91	751-120	751-620	751-120-1	751-620-1
6.8	43	53	8	36	91	751-122	751-622	751-122-1	751-622-1
6.9	43	53	8	36	91	751-124	751-624	751-124-1	751-624-1
7	43	53	8	36	91	751-126	751-626	751-126-1	751-626-1
7.1	43	53	8	36	91	751-128	751-628	751-128-1	751-628-1
7.14	43	53	8	36	91	751-130	751-630	751-130-1	751-630-1
7.2	43	53	8	36	91	751-134	751-634	751-134-1	751-634-1
7.3	43	53	8	36	91	751-136	751-636	751-136-1	751-636-1
7.4	43	53	8	36	91	751-138	751-638	751-138-1	751-638-1
7.5	43	53	8	36	91	751-140	751-640	751-140-1	751-640-1
7.54	43	53	8	36	91	751-142	751-642	751-142-1	751-642-1
7.6	43	53	8	36	91	751-146	751-646	751-146-1	751-646-1
7.7	43	53	8	36	91	751-148	751-648	751-148-1	751-648-1
7.8	43	53	8	36	91	751-150	751-650	751-150-1	751-650-1
7.9	43	53	8	36	91	751-152	751-652	751-152-1	751-652-1
7.94	43	53	8	36	91	751-156	751-656	751-156-1	751-656-1
8	43	53	8	36	91	751-158	751-658	751-158-1	751-658-1
8.1	49	61	10	40	103	751-160	751-660	751-160-1	751-660-1
8.2	49	61	10	40	103	751-162	751-662	751-162-1	751-662-1
8.3	49	61	10	40	103	751-164	751-664	751-164-1	751-664-1
8.33	49	61	10	40	103	751-166	751-666	751-166-1	751-666-1
8.4	49	61	10	40	103	751-170	751-670	751-170-1	751-670-1
8.5	49	61	10	40	103	751-172	751-672	751-172-1	751-672-1
8.6	49	61	10	40	103	751-174	751-674	751-174-1	751-674-1
8.7	49	61	10	40	103	751-176	751-676	751-176-1	751-676-1

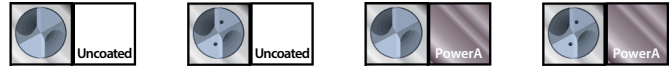
HIGH PERFORMANCE DRILLS



HIGH PERFORMANCE DRILLS



Brocas 5xD Huracana



OD	LOC	LOF	SHK	SHK-L	OAL	Uncoated		PowerA	
						Non-Coolant Through	Coolant Through	Non-Coolant Through	Coolant Through
D1	L1	L3	D2	L4	L2				
8.73	49	61	10	40	103	751-178	751-678	751-178-1	751-678-1
8.8	49	61	10	40	103	751-182	751-682	751-182-1	751-682-1
8.9	49	61	10	40	103	751-184	751-684	751-184-1	751-684-1
9	49	61	10	40	103	751-186	751-686	751-186-1	751-686-1
9.1	49	61	10	40	103	751-188	751-688	751-188-1	751-688-1
9.13	49	61	10	40	103	751-192	751-692	751-192-1	751-692-1
9.2	49	61	10	40	103	751-194	751-694	751-194-1	751-694-1
9.25	49	61	10	40	103	751-196	751-696	751-196-1	751-696-1
9.3	49	61	10	40	103	751-198	751-698	751-198-1	751-698-1
9.4	49	61	10	40	103	751-200	751-700	751-200-1	751-700-1
9.5	49	61	10	40	103	751-202	751-702	751-202-1	751-702-1
9.52	49	61	10	40	103	751-204	751-704	751-204-1	751-704-1
9.6	49	61	10	40	103	751-208	751-708	751-208-1	751-708-1
9.7	49	61	10	40	103	751-210	751-710	751-210-1	751-710-1
9.8	49	61	10	40	103	751-212	751-712	751-212-1	751-712-1
9.9	49	61	10	40	103	751-214	751-714	751-214-1	751-714-1
9.92	49	61	10	40	103	751-216	751-716	751-216-1	751-716-1
10	49	61	10	40	103	751-220	751-720	751-220-1	751-720-1
10.1	56	71	12	45	118	751-222	751-722	751-222-1	751-722-1
10.2	56	71	12	45	118	751-224	751-724	751-224-1	751-724-1
10.3	56	71	12	45	118	751-226	751-726	751-226-1	751-726-1
10.32	56	71	12	45	118	751-230	751-730	751-230-1	751-730-1
10.4	56	71	12	45	118	751-232	751-732	751-232-1	751-732-1
10.5	56	71	12	45	118	751-234	751-734	751-234-1	751-734-1
10.6	56	71	12	45	118	751-236	751-736	751-236-1	751-736-1
10.7	56	71	12	45	118	751-238	751-738	751-238-1	751-738-1
10.8	56	71	12	45	118	751-242	751-742	751-242-1	751-742-1
10.9	56	71	12	45	118	751-244	751-744	751-244-1	751-744-1
11	56	71	12	45	118	751-246	751-746	751-246-1	751-746-1
11.1	56	71	12	45	118	751-248	751-748	751-248-1	751-748-1
11.11	56	71	12	45	118	751-250	751-750	751-250-1	751-750-1
11.2	56	71	12	45	118	751-254	751-754	751-254-1	751-754-1
11.3	56	71	12	45	118	751-256	751-756	751-256-1	751-756-1

HIGH PERFORMANCE DRILLS



Brocas 5xD Huracana



OD	LOC	LOF	SHK	SHK-L	OAL	Uncoated		PowerA	
						Non-Coolant Through	Coolant Through	Non-Coolant Through	Coolant Through
D1	L1	L3	D2	L4	L2				
11.4	56	71	12	45	118	751-258	751-758	751-258-1	751-758-1
11.5	56	71	12	45	118	751-260	751-760	751-260-1	751-760-1
11.6	56	71	12	45	118	751-264	751-764	751-264-1	751-764-1
11.7	56	71	12	45	118	751-266	751-766	751-266-1	751-766-1
11.8	56	71	12	45	118	751-268	751-768	751-268-1	751-768-1
11.9	56	71	12	45	118	751-270	751-770	751-270-1	751-770-1
11.91	56	71	12	45	118	751-274	751-774	751-274-1	751-774-1
12	56	71	12	45	118	751-276	751-776	751-276-1	751-776-1
12.5	60	77	14	45	124	751-280	751-780	751-280-1	751-780-1
12.6	60	77	14	45	124	751-282	751-782	751-282-1	751-782-1
12.7	60	77	14	45	124	751-284	751-784	751-284-1	751-784-1
13	60	77	14	45	124	751-286	751-786	751-286-1	751-786-1
13.5	60	77	14	45	124	751-290	751-790	751-290-1	751-790-1
13.7	60	77	14	45	124	751-292	751-792	751-292-1	751-792-1
14	60	77	14	45	124	751-296	751-796	751-296-1	751-796-1
14.29	63	83	16	48	133	751-302	751-802	751-302-1	751-802-1
14.5	63	83	16	48	133	751-304	751-804	751-304-1	751-804-1
14.7	63	83	16	48	133	751-308	751-808	751-308-1	751-808-1
15	63	83	16	48	133	751-310	751-810	751-310-1	751-810-1
15.5	63	83	16	48	133	751-314	751-814	751-314-1	751-814-1
15.7	63	83	16	48	133	751-316	751-816	751-316-1	751-816-1
15.875	63	83	16	48	133	751-318	751-818	751-318-1	751-818-1
16	63	83	16	48	133	751-320	751-820	751-320-1	751-820-1
16.5	71	93	18	48	143	751-322	751-822	751-322-1	751-822-1
17	71	93	18	48	143	751-324	751-824	751-324-1	751-824-1
17.5	71	93	18	48	143	751-326	751-826	751-326-1	751-826-1
18	71	93	18	48	143	751-328	751-828	751-328-1	751-828-1
18.5	77	101	20	50	153	751-330	751-830	751-330-1	751-830-1
19	77	101	20	50	153	751-332	751-832	751-332-1	751-832-1
19.5	77	101	20	50	153	751-334	751-834	751-334-1	751-834-1
20	77	101	20	50	153	751-336	751-836	751-336-1	751-836-1


* For extreme performance drilling, try our PowerNR coating. Use the uncoated part number and add -8.

*Para barrenado extremo, utilice nuestro recubrimiento PowerNR. Utilice el número de parte de las fresas sin recubrimiento y agregue -8.

HIGH PERFORMANCE DRILLS

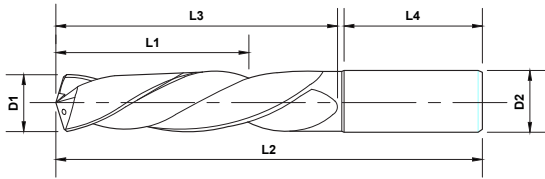


HIGH PERFORMANCE DRILLS



Brocas 8xD Huracana

8xD	Coated and Uncoated	2 FL, 140° Point and 30° Helix
8xD	Recubierta & Sin Recubrimiento	2 Filos De 140 Grados De Punta & 30° De Helice



*Hurricane Drills
*Series Brocas Huracanadas



Uncoated
Coolant
Through



PowerA
Coolant
Through




OD	LOC	LOF	SHK	SHK-L	OAL	Uncoated		PowerA	
						Non-Coolant Through	Coolant Through	Non-Coolant Through	Coolant Through
D1	L1	L3	D2	L4	L2				
3.4	29	34	6	34	72	-	752-512	-	752-512-1
3.5	29	34	6	34	72	-	752-514	-	752-514-1
3.6	29	34	6	34	72	-	752-518	-	752-518-1
3.7	29	34	6	34	72	-	752-520	-	752-520-1
3.8	36	43	6	34	81	-	752-522	-	752-522-1
3.9	36	43	6	34	81	-	752-524	-	752-524-1
4	36	43	6	34	81	-	752-528	-	752-528-1

* For extreme performance drilling, try our PowerNR coating. Use the uncoated part number and add -8.

*Para barrenado extremo, utilice nuestro recubrimiento PowerNR. Utilice el numero de parte de las fresas sin recubrimiento y agregue -8.

HIGH PERFORMANCE DRILLS



Brocas 8xD Huracanada




HIGH PERFORMANCE DRILLS



OD	LOC	LOF	SHK	SHK-L	OAL	Uncoated		PowerA	
						Non-Coolant Through	Coolant Through	Non-Coolant Through	Coolant Through
D1	L1	L3	D2	L4	L2				
4.1	36	43	6	34	81	-	752-530	-	752-530-1
4.2	36	43	6	34	81	-	752-532	-	752-532-1
4.3	36	43	6	34	81	-	752-534	-	752-534-1
4.4	36	43	6	34	81	-	752-538	-	752-538-1
4.5	36	43	6	34	81	-	752-540	-	752-540-1
4.6	36	43	6	34	81	-	752-542	-	752-542-1
4.7	36	43	6	34	81	-	752-544	-	752-544-1
4.8	53	57	6	34	95	-	752-548	-	752-548-1
4.9	53	57	6	34	95	-	752-550	-	752-550-1
5	53	57	6	36	95	-	752-552	-	752-552-1
5.1	53	57	6	36	95	-	752-554	-	752-554-1
5.2	53	57	6	36	95	-	752-558	-	752-558-1
5.3	53	57	6	36	95	-	752-560	-	752-560-1
5.4	53	57	6	36	95	-	752-562	-	752-562-1
5.5	53	57	6	36	95	-	752-564	-	752-564-1
5.6	53	57	6	36	95	-	752-568	-	752-568-1
5.7	53	57	6	36	95	-	752-570	-	752-570-1
5.8	53	57	6	36	95	-	752-572	-	752-572-1
5.9	53	57	6	36	95	-	752-574	-	752-574-1
6	53	57	6	36	95	-	752-578	-	752-578-1
6.1	66	76	8	36	114	-	752-580	-	752-580-1
6.2	66	76	8	36	114	-	752-582	-	752-582-1
6.3	66	76	8	36	114	-	752-584	-	752-584-1
6.35	66	76	8	36	114	-	752-586	-	752-586-1
6.4	66	76	8	36	114	-	752-588	-	752-588-1
6.5	66	76	8	36	114	-	752-590	-	752-590-1
6.6	66	76	8	36	114	-	752-592	-	752-592-1
6.7	66	76	8	36	114	-	752-594	-	752-594-1
6.8	66	76	8	36	114	-	752-598	-	752-598-1
6.9	66	76	8	36	114	-	752-600	-	752-600-1

HIGH PERFORMANCE DRILLS




Brocas 8xD Huracana



OD	LOC	LOF	SHK	SHK-L	OAL	Uncoated		PowerA	
						Non-Coolant Through	Coolant Through	Non-Coolant Through	Coolant Through
7	66	76	8	36	114	-	752-602	-	752-602-1
7.1	66	76	8	36	114	-	752-604	-	752-604-1
7.2	66	76	8	36	114	-	752-608	-	752-608-1
7.3	66	76	8	36	114	-	752-610	-	752-610-1
7.4	66	76	8	36	114	-	752-612	-	752-612-1
7.5	66	76	8	36	114	-	752-614	-	752-614-1
7.6	66	76	8	36	114	-	752-618	-	752-618-1
7.7	66	76	8	36	114	-	752-620	-	752-620-1
7.8	66	76	8	36	114	-	752-622	-	752-622-1
7.9	66	76	8	36	114	-	752-624	-	752-624-1
8	66	76	8	36	114	-	752-628	-	752-628-1
8.1	85	95	10	45	142	-	752-630	-	752-630-1
8.2	85	95	10	45	142	-	752-632	-	752-632-1
8.3	85	95	10	45	142	-	752-634	-	752-634-1
8.4	85	95	10	45	142	-	752-638	-	752-638-1
8.5	85	95	10	45	142	-	752-640	-	752-640-1
8.6	85	95	10	45	142	-	752-642	-	752-642-1
8.7	85	95	10	45	142	-	752-644	-	752-644-1
8.8	85	95	10	45	142	-	752-648	-	752-648-1
8.9	85	95	10	45	142	-	752-650	-	752-650-1
9	85	95	10	45	142	-	752-652	-	752-652-1
9.1	85	95	10	45	142	-	752-654	-	752-654-1
9.2	85	95	10	45	142	-	752-658	-	752-658-1
9.3	85	95	10	45	142	-	752-660	-	752-660-1
9.4	85	95	10	45	142	-	752-662	-	752-662-1
9.5	85	95	10	45	142	-	752-664	-	752-664-1
9.52	85	95	10	45	142	-	752-666	-	752-666-1
9.6	85	95	10	45	142	-	752-670	-	752-670-1
9.7	85	95	10	45	142	-	752-672	-	752-672-1
9.8	85	95	10	45	142	-	752-674	-	752-674-1
9.9	85	95	10	45	142	-	752-676	-	752-676-1
10	85	95	10	45	142	-	752-680	-	752-680-1
10.1	99	114	12	46	162	-	752-682	-	752-682-1
10.2	99	114	12	46	162	-	752-684	-	752-684-1
10.3	99	114	12	46	162	-	752-686	-	752-686-1

HIGH PERFORMANCE DRILLS



Brocas 8xD Huracana



OD	LOC	LOF	SHK	SHK-L	OAL	Uncoated		PowerA	
						Non-Coolant Through	Coolant Through	Non-Coolant Through	Coolant Through
10.4	99	114	12	46	162	-	752-690	-	752-690-1
10.5	99	114	12	46	162	-	752-692	-	752-692-1
10.6	99	114	12	46	162	-	752-694	-	752-694-1
10.7	99	114	12	46	162	-	752-696	-	752-696-1
10.8	99	114	12	46	162	-	752-700	-	752-700-1
10.9	99	114	12	46	162	-	752-702	-	752-702-1
11	99	114	12	46	162	-	752-704	-	752-704-1
11.1	99	114	12	46	162	-	752-706	-	752-706-1
11.2	99	114	12	46	162	-	752-710	-	752-710-1
11.3	99	114	12	46	162	-	752-712	-	752-712-1
11.4	99	114	12	46	162	-	752-714	-	752-714-1
11.5	99	114	12	46	162	-	752-716	-	752-716-1
11.6	99	114	12	46	162	-	752-720	-	752-720-1
11.7	99	114	12	46	162	-	752-722	-	752-722-1
11.8	99	114	12	46	162	-	752-724	-	752-724-1
11.9	99	114	12	46	162	-	752-726	-	752-726-1
12	99	114	12	46	162	-	752-730	-	752-730-1
12.5	116	133	14	47	182	-	752-734	-	752-734-1
12.7	116	133	14	47	182	-	752-736	-	752-736-1
13	116	133	14	47	182	-	752-738	-	752-738-1
13.5	116	133	14	47	182	-	752-740	-	752-740-1
14	116	133	14	47	182	-	752-742	-	752-742-1
14.5	132	152	16	50	204	-	752-744	-	752-744-1
15	132	152	16	50	204	-	752-746	-	752-746-1
15.5	132	152	16	50	204	-	752-748	-	752-748-1
16	132	152	16	50	204	-	752-750	-	752-750-1
16.5	150	171	18	50	223	-	752-752	-	752-752-1
17	150	171	18	50	223	-	752-754	-	752-754-1
17.5	150	171	18	50	223	-	752-756	-	752-756-1
18	150	171	18	50	223	-	752-758	-	752-758-1
18.5	166	190	20	52	244	-	752-760	-	752-760-1
19	166	190	20	52	244	-	752-762	-	752-762-1
19.5	166	190	20	52	244	-	752-766	-	752-766-1
20	166	190	20	52	244	-	752-768	-	752-768-1

HIGH PERFORMANCE DRILLS




BURS

LIMAS ROTATIVAS


- **Full Line of Shapes and Cut Types**
Gama completa de Formas y tipos de cortes
- **Special Purpose and Custom Burs Available**
Limas rotativas para usos especiales y personalizado disponibles

Mastercut's patented brazing process gives our burs the extra strength you need to push harder and run faster.


El proceso de soldadura patentado por Mastercut le da a nuestros cortadores la fuerza adicional necesaria para ejercer mayor presión con velocidad de corte más rápida




DOUBLECUT (DC)




SINGLECUT (SC)



CHIPBREAKER (CB)



DIAMONDCUT (DM)



ALUMACUT (FM)
For Aluminum



NX CUT (NX)
For Stainless Steel

LEGENDS - Légendes

<div style="background-color: #008000; color: white; padding: 5px; text-align: center;"> Non-Ferrous N </div>	Alumacuts recommended for non-ferrous materials
	Cortadores de aluminio recomendado para materiales no ferrosos

Mastercut's Superior Carbide Blend – A-Gr-SiV (Active Grain Sized Volume)

Our superior tungsten carbide gives you the ability to be *aggressive* when you need to be. Growth inhibitors in our submicron carbide blanks maintain the most consistent grain size available, giving you superior hardness and toughness.

El grado de Carburo de Mastercut Tool - A-Gr-SiV (Volumen del tamaño del grano activo)

Nuestro grado superior de carburo de tungsteno proporciona la habilidad de ser mas agresivo cuando se requiera. Los inhibidores de crecimiento en nuestras barras de carburo submicron mantiene la consistencia del grano de carburo dandole una mayor dureza y resistencia.

TABLE OF CONTENTS - Tabla de Contenido

BURS





















	SA Burs - Cylindrical Shape without End Cut Limas Rotativas SA - Forma Cilindrica Sin Corte Frontal 139	<div style="display: flex; gap: 5px;"> <div style="background-color: #808080; color: white; padding: 2px;">Hardened H</div> <div style="background-color: #c00000; color: white; padding: 2px;">Cast Iron K</div> <div style="background-color: #e69a00; color: white; padding: 2px;">Titanium S</div> <div style="background-color: #ffff00; color: black; padding: 2px;">Stainless M</div> <div style="background-color: #0070c0; color: white; padding: 2px;">Steel P</div> </div>
	SB Burs - Cylindrical Shape with End Cut Limas Rotativas SB - Forma Cilindrica Con Corte Frontal. 140	<div style="display: flex; gap: 5px;"> <div style="background-color: #808080; color: white; padding: 2px;">Hardened H</div> <div style="background-color: #c00000; color: white; padding: 2px;">Cast Iron K</div> <div style="background-color: #e69a00; color: white; padding: 2px;">Titanium S</div> <div style="background-color: #ffff00; color: black; padding: 2px;">Stainless M</div> <div style="background-color: #0070c0; color: white; padding: 2px;">Steel P</div> </div>
	SC Burs - Radius Cylindrical Shape Limas Rotativas SC - Forma Cilindrica Radial 141	<div style="display: flex; gap: 5px;"> <div style="background-color: #808080; color: white; padding: 2px;">Hardened H</div> <div style="background-color: #c00000; color: white; padding: 2px;">Cast Iron K</div> <div style="background-color: #e69a00; color: white; padding: 2px;">Titanium S</div> <div style="background-color: #ffff00; color: black; padding: 2px;">Stainless M</div> <div style="background-color: #0070c0; color: white; padding: 2px;">Steel P</div> </div>
	SD Burs - Ball Shape Limas Rotativas SD - Forma Esferica 142	<div style="display: flex; gap: 5px;"> <div style="background-color: #808080; color: white; padding: 2px;">Hardened H</div> <div style="background-color: #c00000; color: white; padding: 2px;">Cast Iron K</div> <div style="background-color: #e69a00; color: white; padding: 2px;">Titanium S</div> <div style="background-color: #ffff00; color: black; padding: 2px;">Stainless M</div> <div style="background-color: #0070c0; color: white; padding: 2px;">Steel P</div> </div>
	SE Burs - Oval Shape Limas Rotativas SE - Forma Ovalada 143	<div style="display: flex; gap: 5px;"> <div style="background-color: #808080; color: white; padding: 2px;">Hardened H</div> <div style="background-color: #c00000; color: white; padding: 2px;">Cast Iron K</div> <div style="background-color: #e69a00; color: white; padding: 2px;">Titanium S</div> <div style="background-color: #ffff00; color: black; padding: 2px;">Stainless M</div> <div style="background-color: #0070c0; color: white; padding: 2px;">Steel P</div> </div>
	SF Burs - Radius Tree Shape Limas Rotativas SF - Forma Arbol Radial 144	<div style="display: flex; gap: 5px;"> <div style="background-color: #808080; color: white; padding: 2px;">Hardened H</div> <div style="background-color: #c00000; color: white; padding: 2px;">Cast Iron K</div> <div style="background-color: #e69a00; color: white; padding: 2px;">Titanium S</div> <div style="background-color: #ffff00; color: black; padding: 2px;">Stainless M</div> <div style="background-color: #0070c0; color: white; padding: 2px;">Steel P</div> </div>
	SG Burs - Pointed Tree Shape Limas Rotativas SG - Forma Arbol Puntiaguda 145	<div style="display: flex; gap: 5px;"> <div style="background-color: #808080; color: white; padding: 2px;">Hardened H</div> <div style="background-color: #c00000; color: white; padding: 2px;">Cast Iron K</div> <div style="background-color: #e69a00; color: white; padding: 2px;">Titanium S</div> <div style="background-color: #ffff00; color: black; padding: 2px;">Stainless M</div> <div style="background-color: #0070c0; color: white; padding: 2px;">Steel P</div> </div>
	SH Burs - Flame Shape Limas Rotativas SH - Forma De Flama 146	<div style="display: flex; gap: 5px;"> <div style="background-color: #808080; color: white; padding: 2px;">Hardened H</div> <div style="background-color: #c00000; color: white; padding: 2px;">Cast Iron K</div> <div style="background-color: #e69a00; color: white; padding: 2px;">Titanium S</div> <div style="background-color: #ffff00; color: black; padding: 2px;">Stainless M</div> <div style="background-color: #0070c0; color: white; padding: 2px;">Steel P</div> </div>
	SJ Burs - 60° Included Cone Shape Limas Rotativas SJ - Forma de Cono 60° 147	<div style="display: flex; gap: 5px;"> <div style="background-color: #808080; color: white; padding: 2px;">Hardened H</div> <div style="background-color: #c00000; color: white; padding: 2px;">Cast Iron K</div> <div style="background-color: #e69a00; color: white; padding: 2px;">Titanium S</div> <div style="background-color: #ffff00; color: black; padding: 2px;">Stainless M</div> <div style="background-color: #0070c0; color: white; padding: 2px;">Steel P</div> </div>
	SK Burs - 90° Included Cone Shape Limas Rotativas SK - Forma de Cono 90° 147	<div style="display: flex; gap: 5px;"> <div style="background-color: #808080; color: white; padding: 2px;">Hardened H</div> <div style="background-color: #c00000; color: white; padding: 2px;">Cast Iron K</div> <div style="background-color: #e69a00; color: white; padding: 2px;">Titanium S</div> <div style="background-color: #ffff00; color: black; padding: 2px;">Stainless M</div> <div style="background-color: #0070c0; color: white; padding: 2px;">Steel P</div> </div>
	SL Burs - Radius Cone Shape Limas Rotativas SL - Forma De Punta Conica Radial 148	<div style="display: flex; gap: 5px;"> <div style="background-color: #808080; color: white; padding: 2px;">Hardened H</div> <div style="background-color: #c00000; color: white; padding: 2px;">Cast Iron K</div> <div style="background-color: #e69a00; color: white; padding: 2px;">Titanium S</div> <div style="background-color: #ffff00; color: black; padding: 2px;">Stainless M</div> <div style="background-color: #0070c0; color: white; padding: 2px;">Steel P</div> </div>
	SM Burs - Pointed Cone Shape Limas Rotativas SM - Forma De Punta Conica 149	<div style="display: flex; gap: 5px;"> <div style="background-color: #808080; color: white; padding: 2px;">Hardened H</div> <div style="background-color: #c00000; color: white; padding: 2px;">Cast Iron K</div> <div style="background-color: #e69a00; color: white; padding: 2px;">Titanium S</div> <div style="background-color: #ffff00; color: black; padding: 2px;">Stainless M</div> <div style="background-color: #0070c0; color: white; padding: 2px;">Steel P</div> </div>
	SN Burs - Inverted Cone Shape Limas Rotativas SN - Forma de Cono Invertida 150	<div style="display: flex; gap: 5px;"> <div style="background-color: #808080; color: white; padding: 2px;">Hardened H</div> <div style="background-color: #c00000; color: white; padding: 2px;">Cast Iron K</div> <div style="background-color: #e69a00; color: white; padding: 2px;">Titanium S</div> <div style="background-color: #ffff00; color: black; padding: 2px;">Stainless M</div> <div style="background-color: #0070c0; color: white; padding: 2px;">Steel P</div> </div>

TABLE OF CONTENTS - Tabla de Contenido

	Fiberglass Routers Fresas de Carburo Para Fibras de Vidrio 151	N/A					
	Diemills Diemills 152	<table border="0"> <tr> <td>Hardened H</td> <td>Cast Iron K</td> <td>Titanium S</td> <td>Stainless M</td> <td>Steel P</td> </tr> </table>	Hardened H	Cast Iron K	Titanium S	Stainless M	Steel P
Hardened H	Cast Iron K	Titanium S	Stainless M	Steel P			
	Piloted Diemills Piloted Diemills 153	<table border="0"> <tr> <td>Hardened H</td> <td>Cast Iron K</td> <td>Titanium S</td> <td>Stainless M</td> <td>Steel P</td> </tr> </table>	Hardened H	Cast Iron K	Titanium S	Stainless M	Steel P
Hardened H	Cast Iron K	Titanium S	Stainless M	Steel P			
	Tire Burs Limas Para Neumaticos 154	N/A					
	Plastic Pouch Bur Sets Juegos de Limas Rotativas en Estuche de Plastico. 154	<table border="0"> <tr> <td>Hardened H</td> <td>Cast Iron K</td> <td>Titanium S</td> <td>Stainless M</td> <td>Steel P</td> </tr> </table>	Hardened H	Cast Iron K	Titanium S	Stainless M	Steel P
Hardened H	Cast Iron K	Titanium S	Stainless M	Steel P			
	12 Piece Plastic Box Bur Sets Juegos de 12 Piezas de Limas Rotativas En Caja de Plastico. 155	<table border="0"> <tr> <td>Hardened H</td> <td>Cast Iron K</td> <td>Titanium S</td> <td>Stainless M</td> <td>Steel P</td> </tr> </table>	Hardened H	Cast Iron K	Titanium S	Stainless M	Steel P
Hardened H	Cast Iron K	Titanium S	Stainless M	Steel P			
	24 Piece Countertop Displays Juego De 24 Piezas de Limas Rotativas en Display Acrilico 155	<table border="0"> <tr> <td>Hardened H</td> <td>Cast Iron K</td> <td>Titanium S</td> <td>Stainless M</td> <td>Steel P</td> </tr> </table>	Hardened H	Cast Iron K	Titanium S	Stainless M	Steel P
Hardened H	Cast Iron K	Titanium S	Stainless M	Steel P			


General Bur Speed Recommendations

The following chart is a general and approximate recommendation. Variations to achieve desired results may be necessary. Long shank burs should be used at reduced speeds.

Bur Diameter	RPM
1/8" or 3mm Solid Carbide	45,000-50,000
3/16" or 5mm Solid Carbide	35,000-40,000
3/16" or 5mm Carbide Head Brazed to 1/8" or 3mm Steel Shank	30,000-35,000
1/4" or 6mm Solid Carbide	30,000-35,000
1/4" or 6mm Carbide Head Brazed to 1/8" or 3mm Steel Shank	25,000-30,000
5/16" or 8mm Carbide Head Brazed to 1/4" or 6mm Steel Shank	25,000-30,000
3/8" or 10mm Carbide Head Brazed to 1/4" or 6mm Steel Shank	25,000-30,000
7/16" or 11mm Carbide Head Brazed to 1/4" or 6mm Steel Shank	20,000-25,000
1/2" or 12mm Carbide Head Brazed to 1/4" or 6mm Steel Shank	20,000-25,000
5/8" or 16mm Carbide Head Brazed to 1/4" or 6mm Steel Shank	15,000-20,000
3/4" or 18mm Carbide Head Brazed to 1/4" or 6mm Steel Shank	15,000-20,000
1" or 25mm Carbide Head on 1/4" or 6mm Steel Shank	12,000-18,000

SA BURS - CYLINDRICAL SHAPE WITHOUT ENDCUT

Limas Rotativas SA - Forma Cilindrica Sin Corte Frontal



Length Key (K)

Standard Long * Solid Carbide

Quick Ship Items

Non-Ferrous **N** Alumacuts recommended for non-ferrous materials


Cast Iron **K** Titanium **S** Stainless **M** Steel **P** Hardened **H**

K	OD	LOC	SHK	OAL	Cut Type									
					D1	L1	D2	L2	Singlecut	Doublecut	Alumacut	Diamondcut	Chipbreaker	NX Cut
*	1.5	6	3	38					SA-41MMSC	SA-41MMDC	SA-41MMFM	SA-41MMDM	SA-41MMCB	-
*	2.5	11	3	38					SA-42MMSC	SA-42MMDC	SA-42MMFM	SA-42MMDM	SA-42MMCB	-
*	3	12.7	6	50					SA-12MMSC	SA-12MMDC	SA-12MMFM	SA-12MMDM	SA-12MMCB	-
*		14	3	38					SA-43MMSC	SA-43MMDC	SA-43MMFM	SA-43MMDM	SA-43MMCB	-
*	5	16	6	50					SA-14MMSC	SA-14MMDC	SA-14MMFM	SA-14MMDM	SA-14MMCB	-
*	6	25	6	50					SA-1MMASC	SA-1MMADC	SA-1MMAFM	SA-1MMADM	SA-1MMACB	-
*		16	6	50					SA-1MMSC	SA-1MMDC	SA-1MMFM	SA-1MMDM	SA-1MMCB	-
		16	6	171					SA-1MML6SC	SA-1MML6DC	SA-1MML6FM	SA-1MML6DM	SA-1MML6CB	-
	6.3	12.7	3	51					SA-51MMSC	SA-51MMDC	SA-51MMFM	SA-51MMDM	SA-51MMCB	-
	8	25	6	70					SA-2MMASC	SA-2MMADC	SA-2MMAFM	SA-2MMADM	SA-2MMACB	-
		19	6	64					SA-2MMSC	SA-2MMDC	SA-2MMFM	SA-2MMDM	SA-2MMCB	-
	9.5	25	6	70					SA-3MMASC	SA-3MMADC	SA-3MMAFM	SA-3MMADM	SA-3MMACB	-
		38	6	83					SA-3MMBSC	SA-3MMBDC	SA-3MMBFM	SA-3MMBDM	SA-3MMBCB	-
		19	6	64					SA-3MMSC	SA-3MMDC	SA-3MMFM	SA-3MMDM	SA-3MMCB	SA-3MMNX
		19	6	171					SA-3MML6SC	SA-3MML6DC	SA-3MML6FM	SA-3MML6DM	SA-3MML6CB	-
	11	25	6	70					SA-4MMSC	SA-4MMDC	SA-4MMFM	SA-4MMDM	SA-4MMCB	-
		25	6	70					SA-5MMSC	SA-5MMDC	SA-5MMFM	SA-5MMDM	SA-5MMCB	SA-5MMNX
	12.7	25	6	178					SA-5MML6SC	SA-5MML6DC	SA-5MML6FM	SA-5MML6DM	SA-5MML6CB	-
		25	6	70					SA-6MMSC	SA-6MMDC	SA-6MMFM	SA-6MMDM	SA-6MMCB	-
	16	25	6	70					SA-7MMSC	SA-7MMDC	SA-7MMFM	SA-7MMDM	SA-7MMCB	-
	19	25	6	70					SA-9MMSC	SA-9MMDC	SA-9MMFM	SA-9MMDM	SA-9MMCB	-
	25.4	25	6	70					SA-9MMSC	SA-9MMDC	SA-9MMFM	SA-9MMDM	SA-9MMCB	-

* Solid Carbide • *Carburo Solido

SB BURS - CYLINDRICAL SHAPE WITH ENDCUT

Limas Rotativas SB - Forma Cilindrica Con Corte Frontal



Length Key (K)

Standard Long * Solid Carbide

Quick Ship Items

Non-Ferrous **N** Alumacuts recommended for non-ferrous materials


Cast Iron **K** Titanium **S** Stainless **M** Steel **P** Hardened **H**

	OD	LOC	SHK	OAL	Cut Type				
	D1	L1	D2	L2	Singlecut	Doublecut	Alumacut	Diamondcut	Chipbreaker
*	1.5	6	3	38	SB-41MMSC	SB-41MMDC	SB-41MMFM	SB-41MMDM	SB-41MMCB
*	2.5	11	3	38	SB-42MMSC	SB-42MMDC	SB-42MMFM	SB-42MMDM	SB-42MMCB
*	3	12.7	6	50	SB-11MMSC	SB-11MMDC	SB-11MMFM	SB-11MMDM	SB-11MMCB
*		12.7	6	50	SB-12MMSC	SB-12MMDC	SB-12MMFM	SB-12MMDM	SB-12MMCB
*	5	14	3	38	SB-43MMSC	SB-43MMDC	SB-43MMFM	SB-43MMDM	SB-43MMCB
*		16	6	50	SB-14MMSC	SB-14MMDC	SB-14MMFM	SB-14MMDM	SB-14MMCB
*	6	25	6	50	SB-1MMASC	SB-1MMADC	SB-1MMAFM	SB-1MMADM	SB-1MMACB
*		16	6	50	SB-1MMSC	SB-1MMDC	SB-1MMFM	SB-1MMDM	SB-1MMCB
	6.3	16	6	171	SB-1MML6SC	SB-1MML6DC	SB-1MML6FM	SB-1MML6DM	SB-1MML6CB
		4.7	3	43	SB-51MMSC	SB-51MMDC	SB-51MMFM	SB-51MMDM	SB-51MMCB
	8	25	6	70	SB-2MMASC	SB-2MMADC	SB-2MMAFM	SB-2MMADM	SB-2MMACB
		19	6	64	SB-2MMSC	SB-2MMDC	SB-2MMFM	SB-2MMDM	SB-2MMCB
	9.5	38	6	83	SB-3BMMSC	SB-3BMMDC	SB-3BMMFM	SB-3BMMDM	SB-3BMMCB
		25	6	70	SB-3MMASC	SB-3MMADC	SB-3MMAFM	SB-3MMADM	SB-3MMACB
		19	6	64	SB-3MMSC	SB-3MMDC	SB-3MMFM	SB-3MMDM	SB-3MMCB
		19	6	171	SB-3MML6SC	SB-3MML6DC	SB-3MML6FM	SB-3MML6DM	SB-3MML6CB
	11	25	6	70	SB-4MMSC	SB-4MMDC	SB-4MMFM	SB-4MMDM	SB-4MMCB
	12.7	25	6	70	SB-5MMSC	SB-5MMDC	SB-5MMFM	SB-5MMDM	SB-5MMCB
		25	6	178	SB-5MML6SC	SB-5MML6DC	SB-5MML6FM	SB-5MML6DM	SB-5MML6CB
	16	25	6	70	SB-6MMSC	SB-6MMDC	SB-6MMFM	SB-6MMDM	SB-6MMCB
	19	25	6	70	SB-7MMSC	SB-7MMDC	SB-7MMFM	SB-7MMDM	SB-7MMCB
	25.4	25	6	70	SB-9MMSC	SB-9MMDC	SB-9MMFM	SB-9MMDM	SB-9MMCB

* Solid Carbide • *Carburo Solido

SC BURS - RADIUS CYLINDRICAL SHAPE

Limas Rotativas SC - Forma Cilindrica Radial



Length Key (K)

Standard Long * Solid Carbide

Quick Ship Items

Non-Ferrous **N** Alumacuts recommended for non-ferrous materials

Cast Iron **K** Titanium **S** Stainless **M** Steel **P** Hardened **H**


BURS

	OD	LOC	SHK	OAL	Cut Type					
					D1	L1	D2	L2	Singlecut	Doublecut
*	2.5	11	3	38	SC-41MMSC	SC-41MMDC	SC-41MMFM	SC-41MMDM	SC-41MMCB	-
*		16	6	50	SC-11MMSC	SC-11MMDC	SC-11MMFM	SC-11MMDM	SC-11MMCB	-
*		16	6	50	SC-12MMSC	SC-12MMDC	SC-12MMFM	SC-12MMDM	SC-12MMCB	-
*	3	14	3	38	SC-42MMSC	SC-42MMDC	SC-42MMFM	SC-42MMDM	SC-42MMCB	-
*		14	3	50	SC-42MML2SC	SC-42MML2DC	SC-42MML2FM	SC-42MML2DM	SC-42MML2CB	-
*		14	3	75	SC-42MML3SC	SC-42MML3DC	SC-42MML3FM	SC-42MML3DM	SC-42MML3CB	-
*	4	16	6	50	SC-13MMSC	SC-13MMDC	-	SC-13MMDM	-	-
*	5	16	6	50	SC-14MMSC	SC-14MMDC	SC-14MMFM	SC-14MMDM	SC-14MMCB	-
*	6	25	6	50	SC-1MMASC	SC-1MMADC	SC-1MMAFM	SC-1MMADM	SC-1MMACB	-
*		16	6	50	SC-1MMSC	SC-1MMDC	SC-1MMFM	SC-1MMDM	SC-1MMCB	-
*		16	6	171	SC-1MML6SC	SC-1MML6DC	SC-1MML6FM	SC-1MML6DM	SC-1MML6CB	-
	6.3	12.7	3	51	SC-51MMSC	SC-51MMDC	SC-51MMFM	SC-51MMDM	SC-51MMCB	-
	8	25	6	70	SC-2MMASC	SC-2MMADC	SC-2MMAFM	SC-2MMADM	SC-2MMACB	-
		19	6	64	SC-2MMSC	SC-2MMDC	SC-2MMFM	SC-2MMDM	SC-2MMCB	-
	9.5	25	6	70	SC-3MMASC	SC-3MMADC	SC-3MMAFM	SC-3MMADM	SC-3MMACB	-
		19	6	64	SC-3MMSC	SC-3MMDC	SC-3MMFM	SC-3MMDM	SC-3MMCB	SC-3MMNX
	19	6	171	SC-3MML6SC	SC-3MML6DC	SC-3MML6FM	SC-3MML6DM	SC-3MML6CB	-	
	11	25	6	70	SC-4MMSC	SC-4MMDC	SC-4MMFM	SC-4MMDM	SC-4MMCB	-
	12.7	25	6	70	SC-5MMSC	SC-5MMDC	SC-5MMFM	SC-5MMDM	SC-5MMCB	SC-5MMNX
25		6	178	SC-5MML6SC	SC-5MML6DC	SC-5MML6FM	SC-5MML6DM	SC-5MML6CB	-	
	16	25	6	70	SC-6MMSC	SC-6MMDC	SC-6MMFM	SC-6MMDM	SC-6MMCB	-
	19	25	6	70	SC-7MMSC	SC-7MMDC	SC-7MMFM	SC-7MMDM	SC-7MMCB	-
	25.4	25	6	70	SC-9MMSC	SC-9MMDC	SC-9MMFM	SC-9MMDM	SC-9MMCB	-

* Solid Carbide • *Carburo Solido

SD BURS - BALL SHAPE

Limas Rotativas SD - Forma Esferica



Length Key (K)

Standard Long * Solid Carbide

Quick Ship Items

Non-Ferrous **N** Alumacuts recommended for non-ferrous materials

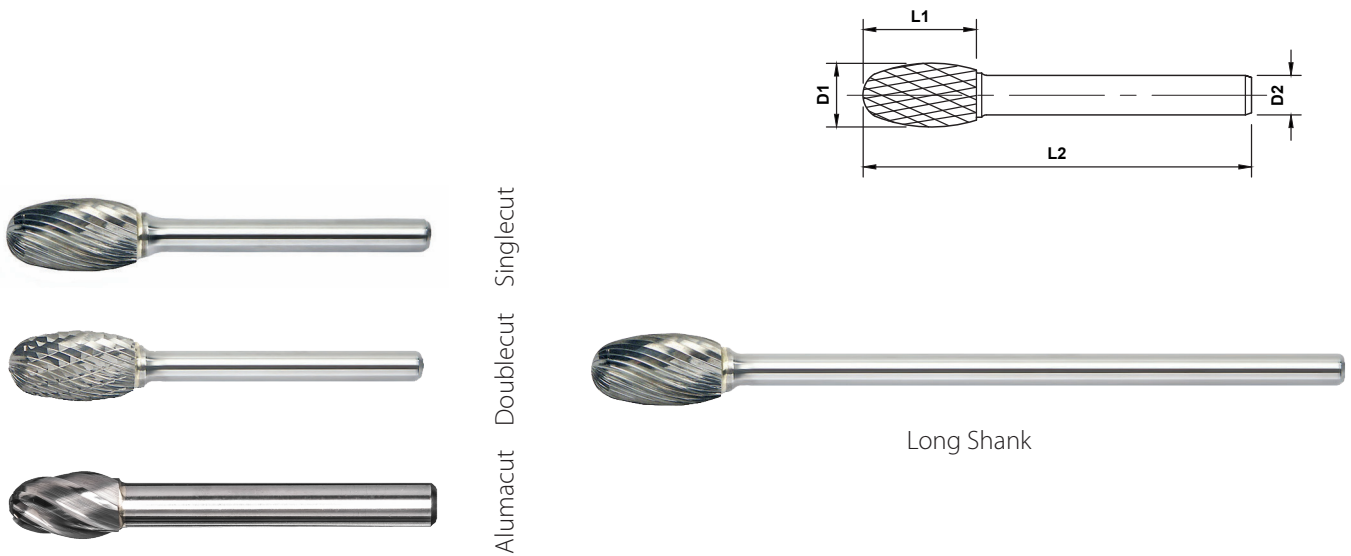
Cast Iron **K** Titanium **S** Stainless **M** Steel **P** Hardened **H**

	Length Key (K)				Cut Type					
	OD	LOC	SHK	OAL	Singlecut	Doublecut	Alumacut	Diamondcut	Chipbreaker	NX Cut
*	2.5	2.3	3	38	SD-41MMSC	SD-41MMDC	SD-41MMFM	SD-41MMDM	SD-41MMCB	-
*	3	2	6	50	SD-12MMSC	SD-12MMDC	SD-12MMFM	SD-12MMDM	SD-12MMCB	-
*		2.5	3	38	SD-42MMSC	SD-42MMDC	SD-42MMFM	SD-42MMDM	SD-42MMCB	-
*		2.5	3	50	SD-42MML2SC	SD-42MML2DC	SD-42MML2FM	SD-42MML2DM	SD-42MML2CB	-
*		2.5	3	75	SD-42MML3SC	SD-42MML3DC	SD-42MML3FM	SD-42MML3DM	SD-42MML3CB	-
*	5	4	6	50	SD-14MMSC	SD-14MMDC	SD-14MMFM	SD-14MMDM	SD-14MMCB	-
*	6	5	6	50	SD-1MMSC	SD-1MMDC	SD-1MMFM	SD-1MMDM	SD-1MMCB	-
		5	6	171	SD-1MML6SC	SD-1MML6DC	SD-1MML6FM	SD-1MML6DM	SD-1MML6CB	-
	6.3	5	3	44	SD-51MMSC	SD-51MMDC	SD-51MMFM	SD-51MMDM	SD-51MMCB	-
	8	6.4	6	51.4	SD-2MMSC	SD-2MMDC	SD-2MMFM	SD-2MMDM	SD-2MMCB	-
	9.5	8	6	53	SD-3MMSC	SD-3MMDC	SD-3MMFM	SD-3MMDM	SD-3MMCB	SD-3MMNX
		8	6	160	SD-3MML6SC	SD-3MML6DC	SD-3MML6FM	SD-3MML6DM	SD-3MML6CB	-
	11	9.5	6	54.5	SD-4MMSC	SD-4MMDC	SD-4MMFM	SD-4MMDM	SD-4MMCB	-
	12.7	11	6	56	SD-5MMSC	SD-5MMDC	SD-5MMFM	SD-5MMDM	SD-5MMCB	SD-5MMNX
		11	6	164	SD-5MML6SC	SD-5MML6DC	SD-5MML6FM	SD-5MML6DM	SD-5MML6CB	-
	16	14	6	59	SD-6MMSC	SD-6MMDC	SD-6MMFM	SD-6MMDM	SD-6MMCB	-
	19	17	6	62	SD-7MMSC	SD-7MMDC	SD-7MMFM	SD-7MMDM	SD-7MMCB	-
	25.4	23	6	68	SD-9MMSC	SD-9MMDC	SD-9MMFM	SD-9MMDM	SD-9MMCB	-

* Solid Carbide • *Carburo Solido

SE BURS - OVAL SHAPE

Limas Rotativas SE - Forma Ovalada



Length Key (K)

Standard Long * Solid Carbide

Quick Ship Items

Non-Ferrous **N** Alumacuts recommended for non-ferrous materials

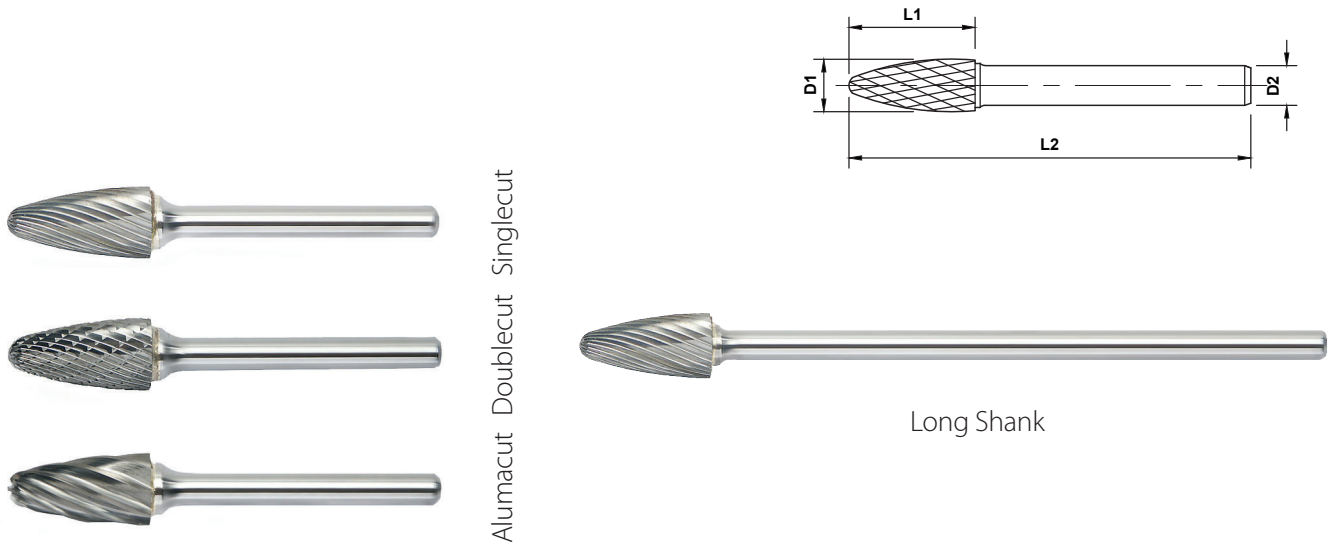
Cast Iron **K** Titanium **S** Stainless **M** Steel **P** Hardened **H**

	OD	LOC	SHK	OAL	Cut Type					
	D1	L1	D2	L2	Singlecut	Doublecut	Alumacut	Diamondcut	Chipbreaker	NX Cut
*	3	5.5	3	38	SE-41MMSC	SE-41MMDC	SE-41MMFM	SE-41MMDM	SE-41MMCB	-
		5.5	3	50	SE-41MML2SC	SE-41MML2DC	SE-41MML2FM	SE-41MML2DM	SE-41MML2CB	-
		5.5	3	75	SE-41MML3SC	SE-41MML3DC	SE-41MML3FM	SE-41MML3DM	SE-41MML3CB	-
6	9.5	6	50	SE-1MMSC	SE-1MMDC	SE-1MMFM	SE-1MMDM	SE-1MMCB	-	
	9.5	6	178	SE-1MML6SC	SE-1MML6DC	SE-1MML6FM	SE-1MML6DM	SE-1MML6CB	-	
6.3	9.5	3	47	SE-51MMSC	SE-51MMDC	SE-51MMFM	SE-51MMDM	SE-51MMCB	-	
9.5	16	6	61	SE-3MMSC	SE-3MMDC	SE-3MMFM	SE-3MMDM	SE-3MMCB	SE-3MMNX	
	16	6	168	SE-3MML6SC	SE-3MML6DC	SE-3MML6FM	SE-3MML6DM	SE-3MML6CB	-	
12.7	22	6	67	SE-5MMSC	SE-5MMDC	SE-5MMFM	SE-5MMDM	SE-5MMCB	SE-5MMNX	
	22	6	175	SE-5MML6SC	SE-5MML6DC	SE-5MML6FM	SE-5MML6DM	SE-5MML6CB	-	
16	25	6	70	SE-6MMSC	SE-6MMDC	SE-6MMFM	SE-6MMDM	SE-6MMCB	-	
19	25	6	70	SE-7MMSC	SE-7MMDC	SE-7MMFM	SE-7MMDM	SE-7MMCB	-	

* Solid Carbide • *Carburo Solido

SF BURS - RADIUS TREE SHAPE

Limas Rotativas SF - Forma Arbol Radial



Length Key (K)

Standard Long * Solid Carbide

Quick Ship Items

Non-Ferrous **N** Alumacuts recommended for non-ferrous materials

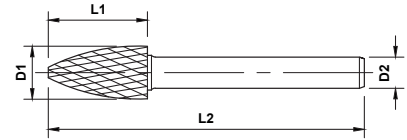
Cast Iron **K** Titanium **S** Stainless **M** Steel **P** Hardened **H**

	OD	LOC	SHK	OAL	Cut Type					
					D1	L1	D2	L2	Singlecut	Doublecut
*	3	6	3	38	SF-41MMSC	SF-41MMDC	SF-41MMFM	SF-41MMDM	SF-41MMCB	-
		12.7	3	38	SF-42MMSC	SF-42MMDC	SF-42MMFM	SF-42MMDM	SF-42MMCB	-
		12.7	3	50	SF-42MML2SC	SF-42MML2DC	SF-42MML2FM	SF-42MML2DM	SF-42MML2CB	-
		12.7	3	75	SF-42MML3SC	SF-42MML3DC	SF-42MML3FM	SF-42MML3DM	SF-42MML3CB	-
6	16	6	50	SF-1MMSC	SF-1MMDC	SF-1MMFM	SF-1MMDM	SF-1MMCB	-	
	16	6	171	SF-1MML6SC	SF-1MML6DC	SF-1MML6FM	SF-1MML6DM	SF-1MML6CB	-	
6.3	12.7	3	51	SF-51MMSC	SF-51MMDC	SF-51MMFM	SF-51MMDM	SF-51MMCB	-	
9.5	19	6	64	SF-3MMSC	SF-3MMDC	SF-3MMFM	SF-3MMDM	SF-3MMCB	SF-3MMNX	
	19	6	171	SF-3MML6SC	SF-3MML6DC	SF-3MML6FM	SF-3MML6DM	SF-3MML6CB	-	
11	25	6	70	SF-4MMSC	SF-4MMDC	SF-4MMFM	SF-4MMDM	SF-4MMCB	-	
12.7	19	6	64	SF-13MMSC	SF-13MMDC	SF-13MMFM	SF-13MMDM	SF-13MMCB	-	
	25	6	70	SF-5MMSC	SF-5MMDC	SF-5MMFM	SF-5MMDM	SF-5MMCB	SF-5MMNX	
	25	6	178	SF-5MML6SC	SF-5MML6DC	SF-5MML6FM	SF-5MML6DM	SF-5MML6CB	-	
16	25	6	70	SF-6MMSC	SF-6MMDC	SF-6MMFM	SF-6MMDM	SF-6MMCB	-	
19	32	6	77	SF-14MMSC	SF-14MMDC	SF-14MMFM	SF-14MMDM	SF-14MMCB	-	
	38	6	83	SF-15MMSC	SF-15MMDC	SF-15MMFM	SF-15MMDM	SF-15MMCB	-	
	25	6	70	SF-7MMSC	SF-7MMDC	SF-7MMFM	SF-7MMDM	SF-7MMCB	-	

* Solid Carbide • *Carburo Solido

SG BURS - POINTED TREE SHAPE

Limas Rotativas SG - Forma Arbol Puntiaguda



Length Key (K)

Standard Long * Solid Carbide

Quick Ship Items

Non-Ferrous **N** Alamacuts recommended for non-ferrous materials

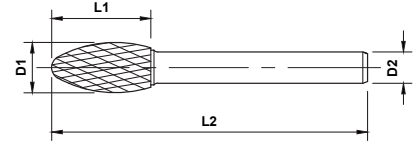
Cast Iron **K** Titanium **S** Stainless **M** Steel **P** Hardened **H**

	OD	LOC	SHK	OAL	Cut Type					
					D1	L1	D2	L2	Singlecut	Doublecut
*	3	6	3	38	SG-41MMSC	SG-41MMDC	SG-41MMFM	SG-41MMDM	SG-41MMCB	-
		9.5	3	38	SG-43MMSC	SG-43MMDC	SG-43MMFM	SG-43MMDM	SG-43MMCB	-
		12.7	3	38	SG-44MMSC	SG-44MMDC	SG-44MMFM	SG-44MMDM	SG-44MMCB	-
		12.7	3	50	SG-44MML2SC	SG-44MML2DC	SG-44MML2FM	SG-44MML2DM	SG-44MML2CB	-
		12.7	3	75	SG-44MML3SC	SG-44MML3DC	SG-44MML3FM	SG-44MML3DM	SG-44MML3CB	-
6	16	6	50	SG-1MMSC	SG-1MMDC	SG-1MMFM	SG-1MMDM	SG-1MMCB	-	
	16	6	171	SG-1MML6SC	SG-1MML6DC	SG-1MML6FM	SG-1MML6DM	SG-1MML6CB	-	
6.3	12.7	3	51	SG-51MMSC	SG-51MMDC	SG-51MMFM	SG-51MMDM	SG-51MMCB	-	
	8	6	64	SG-2MMSC	SG-2MMDC	SG-2MMFM	SG-2MMDM	SG-2MMCB	-	
9.5	19	6	64	SG-3MMSC	SG-3MMDC	SG-3MMFM	SG-3MMDM	SG-3MMCB	SG-3MMNX	
	19	6	171	SG-3MML6SC	SG-3MML6DC	SG-3MML6FM	SG-3MML6DM	SG-3MML6CB	-	
12.7	19	6	64	SG-13MMSC	SG-13MMDC	SG-13MMFM	SG-13MMDM	SG-13MMCB	-	
	25	6	70	SG-5MMSC	SG-5MMDC	SG-5MMFM	SG-5MMDM	SG-5MMCB	SG-5MMNX	
	25	6	178	SG-5MML6SC	SG-5MML6DC	SG-5MML6FM	SG-5MML6DM	SG-5MML6CB	-	
16	25	6	70	SG-6MMSC	SG-6MMDC	SG-6MMFM	SG-6MMDM	SG-6MMCB	-	
	19	25	6	70	SG-7MMSC	SG-7MMDC	SG-7MMFM	SG-7MMDM	SG-7MMCB	-

* Solid Carbide • *Carburo Solido

SH BURS - FLAME SHAPE

Limas Rotativas SH - Forma De Flama



Length Key (K)

Standard Long * Solid Carbide

Quick Ship Items

Non-Ferrous **N** Alumacuts recommended for non-ferrous materials

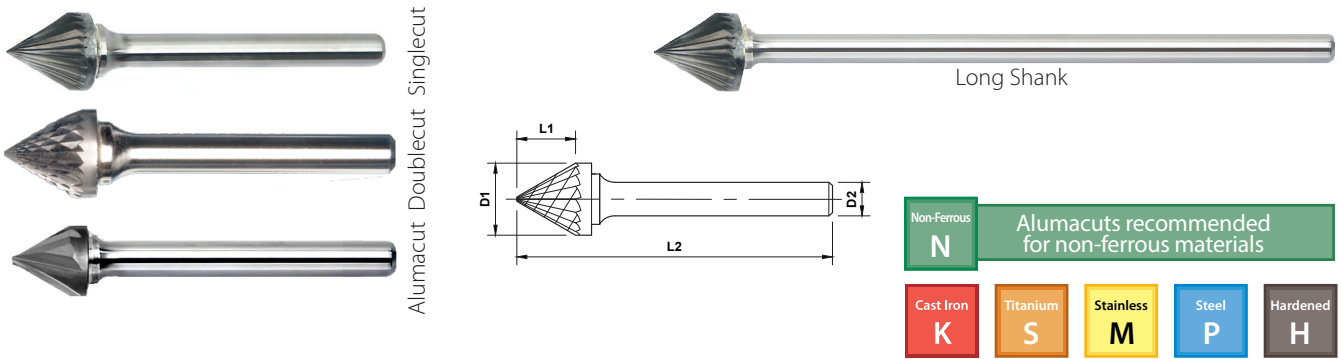
Cast Iron **K** Titanium **S** Stainless **M** Steel **P** Hardened **H**

	OD	LOC	SHK	OAL	Cut Type					
					D1	L1	D2	L2	Singlecut	Doublecut
*	3	6.3	3	38	SH-41MMSC	SH-41MMDC	SH-41MMFM	SH-41MMDM	SH-41MMCB	-
		6.3	3	50	SH-41MML2SC	SH-41MML2DC	SH-41MML2FM	SH-41MML2DM	SH-41MML2CB	-
		6.3	3	75	SH-41MML3SC	SH-41MML3DC	SH-41MML3FM	SH-41MML3DM	SH-41MML3CB	-
*	6	12.7	6	50	SH-1MMSC	SH-1MMDC	SH-1MMFM	SH-1MMDM	SH-1MMCB	-
		12.7	6	178	SH-1MML6SC	SH-1MML6DC	SH-1MML6FM	SH-1MML6DM	SH-1MML6CB	-
	8	19	6	64	SH-2MMSC	SH-2MMDC	SH-2MMFM	SH-2MMDM	SH-2MMCB	SH-2MMNX
		19	6	171	SH-2MML6SC	SH-2MML6DC	SH-2MML6FM	SH-2MML6DM	SH-2MML6CB	-
	12.7	32	6	77	SH-5MMSC	SH-5MMDC	SH-5MMFM	SH-5MMDM	SH-5MMCB	SH-5MMNX
		32	6	184	SH-5MML6SC	SH-5MML6DC	SH-5MML6FM	SH-5MML6DM	SH-5MML6CB	-
	16	36	6	81	SH-6MMSC	SH-6MMDC	SH-6MMFM	SH-6MMDM	SH-6MMCB	-
	19	41	6	86	SH-7MMSC	SH-7MMDC	SH-7MMFM	SH-7MMDM	SH-7MMCB	-

* Solid Carbide • *Carburo Solido

SJ BURS - 60° INCLUDED CONE SHAPE

Limas Rotativas SJ - Forma de Cono 60°



Non-Ferrous **N** Alumacuts recommended for non-ferrous materials

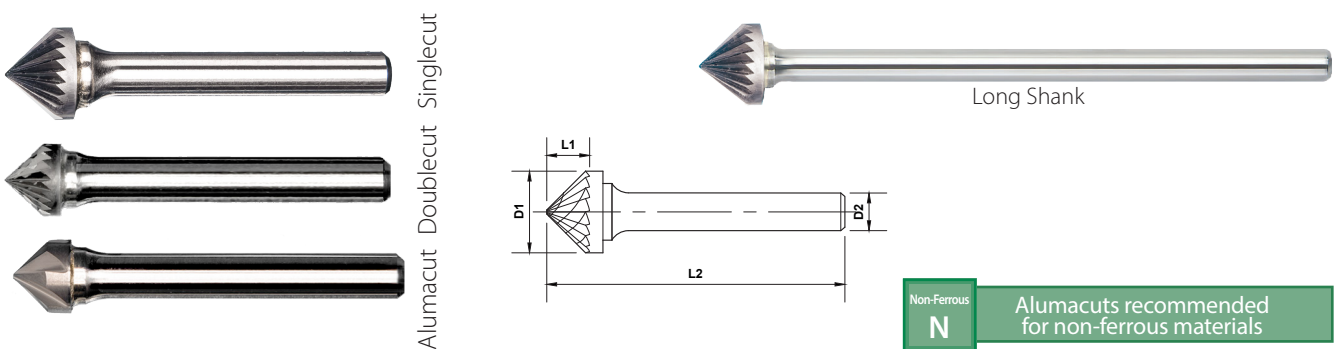
Cast Iron **K** Titanium **S** Stainless **M** Steel **P** Hardened **H**

	OD	LOC	SHK	OAL	Cut Type					
					D1	L1	D2	L2	Singlecut	Doublecut
*	3	2.5	3	38		SJ-42MMSC	SJ-42MMDC	SJ-42MMFM	SJ-42MMDM	SJ-42MMCB
		2.5	3	38	^	SJ-42MMDESC ^	SJ-42MMDEDC ^	SJ-42MMDEFM ^	SJ-42MMDEDM ^	SJ-42MMDECB ^
*	6	4	6	50		SJ-1MMSC	SJ-1MMDC	SJ-1MMFM	SJ-1MMDM	SJ-1MMCB
		4	6	50	^	SJ-1MMDESC ^	SJ-1MMDEDC ^	SJ-1MMDEFM ^	SJ-1MMDEDM ^	SJ-1MMDECB ^
	9.5	8	6	55.6		SJ-3MMSC	SJ-3MMDC	SJ-3MMFM	SJ-3MMDM	SJ-3MMCB
	12.7	11	6	58.3		SJ-5MMSC	SJ-5MMDC	SJ-5MMFM	SJ-5MMDM	SJ-5MMCB
	16	14.5	6	61.9		SJ-6MMSC	SJ-6MMDC	SJ-6MMFM	SJ-6MMDM	SJ-6MMCB
	19	17.5	6	64.7		SJ-7MMSC	SJ-7MMDC	SJ-7MMFM	SJ-7MMDM	SJ-7MMCB
	25	24.5	6	69		SJ-9MMSC	SJ-9MMDC	SJ-9MMFM	SJ-9MMDM	SJ-9MMCB

* Solid Carbide • *Carburo Solido ^ Double End • ^ Extremo doble

SK BURS - 90° INCLUDED CONE SHAPE

Limas Rotativas SK - Forma de Cono 90°



Non-Ferrous **N** Alumacuts recommended for non-ferrous materials

Cast Iron **K** Titanium **S** Stainless **M** Steel **P** Hardened **H**

Length Key (K)

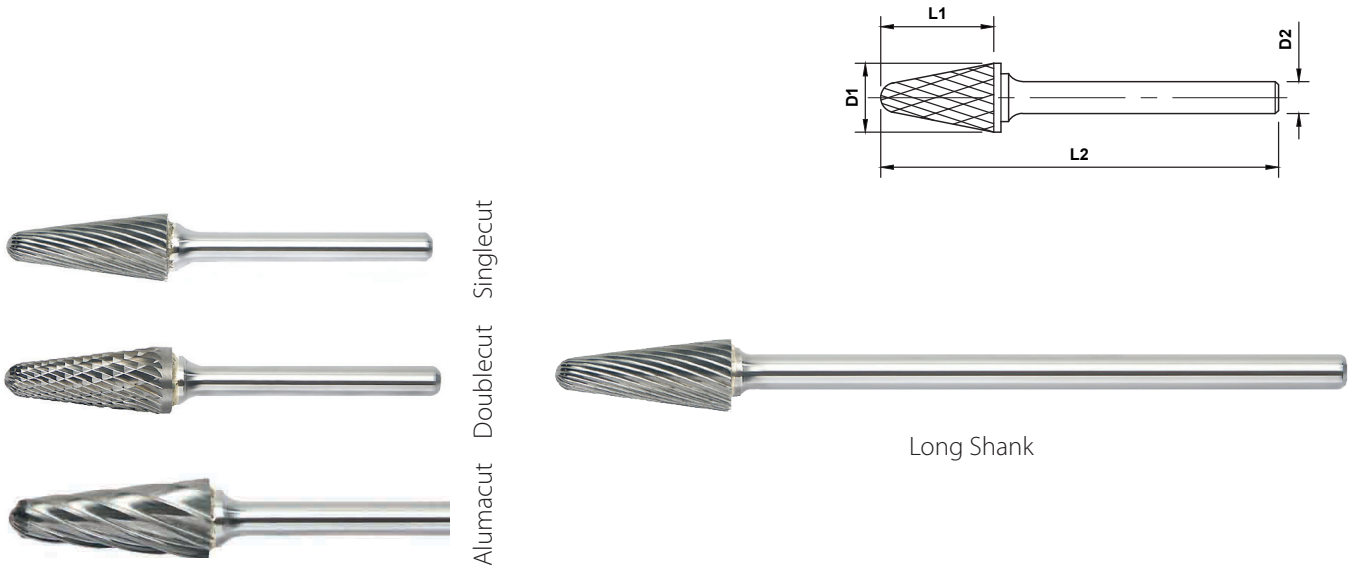
Standard Long * Solid Carbide

	OD	LOC	SHK	OAL	Cut Type					
					D1	L1	D2	L2	Singlecut	Doublecut
*	3	1.5	3	38		SK-42MMSC	SK-42MMDC	SK-42MMFM	SK-42MMDM	SK-42MMCB
		1.5	3	38	^	SK-42MMSCDE ^	SK-42MMDEDC ^	SK-42MMDEFM ^	SK-42MMDEDM ^	SK-42MMDECB ^
*	6	3	6	50		SK-1MMSC	SK-1MMDC	SK-1MMFM	SK-1MMDM	SK-1MMCB
		3	6	50	^	SK-1MMDESC ^	SK-1MMDEDC ^	SK-1MMDEFM ^	SK-1MMDEDM ^	SK-1MMDECB ^
	9.5	4.7	6	52.4		SK-3MMSC	SK-3MMDC	SK-3MMFM	SK-3MMDM	SK-3MMCB
	12.7	6.3	6	54		SK-5MMSC	SK-5MMDC	SK-5MMFM	SK-5MMDM	SK-5MMCB
	16	8	6	57		SK-6MMSC	SK-6MMDC	SK-6MMFM	SK-6MMDM	SK-6MMCB
	19	9.5	6	58.3		SK-7MMSC	SK-7MMDC	SK-7MMFM	SK-7MMDM	SK-7MMCB
	25	12.7	6	60.7		SK-9MMSC	SK-9MMDC	SK-9MMFM	SK-9MMDM	SK-9MMCB

* Solid Carbide • *Carburo Solido ^ Double End • ^ Extremo doble

SL BURS - RADIUS CONE SHAPE

Limas Rotativas SL - Forma De Punta Conica Radial



Length Key (K)

Standard Long * Solid Carbide

Quick Ship Items

Non-Ferrous **N** Alumacuts recommended for non-ferrous materials

Cast Iron **K** Titanium **S** Stainless **M** Steel **P** Hardened **H**

	Length Key (K)				Inclusive Angle	Cut Type									
	OD	LOC	SHK	OAL		D1	L1	D2	L2	DEG °	Singlecut	Doublecut	Alumacut	Diamondcut	Chipbreaker
* 3			9.5	3	38	8°	SL-41MMSC	SL-41MMDC	SL-41MMFM	SL-41MMDM	SL-41MMCB	-			
			12.7	3	38	8°	SL-42MMSC	SL-42MMDC	SL-42MMFM	SL-42MMDM	SL-42MMCB	-			
* 6			16	6	50	14°	SL-1MMSC	SL-1MMDC	SL-1MMFM	SL-1MMDM	SL-1MMCB	-			
			16	6	171	14°	SL-1MML6SC	SL-1MML6DC	SL-1MML6FM	SL-1MML6DM	SL-1MML6CB	-			
8			22	6	70	14°	SL-2MMSC	SL-2MMDC	SL-2MMFM	SL-2MMDM	SL-2MMCB	-			
9.5			27	6	75	14°	SL-3MMSC	SL-3MMDC	SL-3MMFM	SL-3MMDM	SL-3MMCB	SL-3MMNX			
			27	6	183	14°	SL-3MML6SC	SL-3MML6DC	SL-3MML6FM	SL-3MML6DM	SL-3MML6CB	-			
12.7			28	6	77	14°	SL-4MMSC	SL-4MMDC	SL-4MMFM	SL-4MMDM	SL-4MMCB	SL-4MMNX			
			28	6	185	14°	SL-4MML6SC	SL-4MML6DC	SL-4MML6FM	SL-4MML6DM	SL-4MML6CB	-			
16			30	6	78	14°	SL-5MMSC	SL-5MMDC	SL-5MMFM	SL-5MMDM	SL-5MMCB	-			
			33	6	81	14°	SL-6MMSC	SL-6MMDC	SL-6MMFM	SL-6MMDM	SL-6MMCB	-			
19			38	6	86	14°	SL-7MMSC	SL-7MMDC	SL-7MMFM	SL-7MMDM	SL-7MMCB	-			

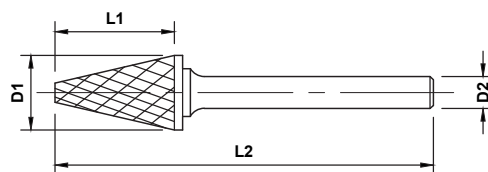
* Solid Carbide • *Carburo Solido

SM BURS - POINTED CONE SHAPE

Limas Rotativas SM - Forma De Punta Conica



Singlecut
Doublecut
Alumacut



Long Shank

Length Key (K)

Standard Long * Solid Carbide

Quick Ship Items

Non-Ferrous **N** Alumacuts recommended for non-ferrous materials

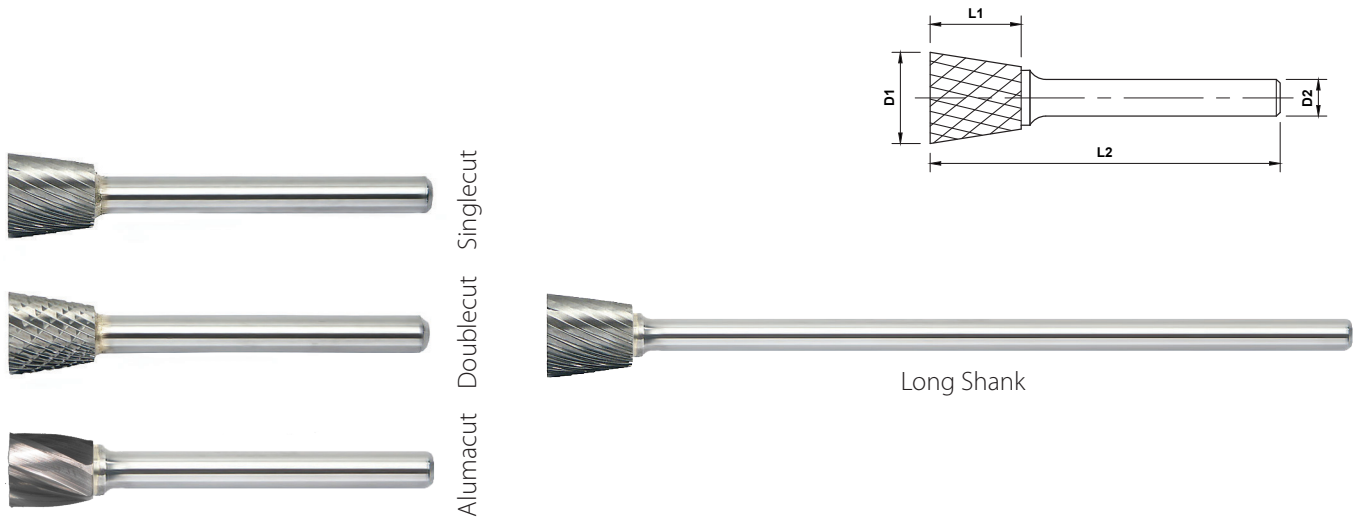
Cast Iron **K** Titanium **S** Stainless **M** Steel **P** Hardened **H**

	Length Key (K)				Inclusive Angle	Cut Type				
	OD	LOC	SHK	OAL		Singlecut	Doublecut	Alumacut	Diamondcut	Chipbreaker
	D1	L1	D2	L2	deg					
* * *	3	8.9	3	38	12°	SM-41MMSC	SM-41MMDC	SM-41MMFM	SM-41MMDM	SM-41MMCB
* * *		11	3	38	14°	SM-42MMSC	SM-42MMDC	SM-42MMFM	SM-42MMDM	SM-42MMCB
* * *		11	3	50	14°	SM-42MML2SC	SM-42MML2DC	SM-42MML2FM	SM-42MML2DM	SM-42MML2CB
* * *		11	3	75	14°	SM-42MML3SC	SM-42MML3DC	SM-42MML3FM	SM-42MML3DM	SM-42MML3CB
* * *		16	3	38	7°	SM-43MMSC	SM-43MMDC	SM-43MMFM	SM-43MMDM	SM-43MMCB
* * *	6	12.7	6	50	22°	SM-1MMSC	SM-1MMDC	SM-1MMFM	SM-1MMDM	SM-1MMCB
* * *		19	6	50	14°	SM-2MMSC	SM-2MMDC	SM-2MMFM	SM-2MMDM	SM-2MMCB
* * *		25	6	50	12°	SM-3MMSC	SM-3MMDC	SM-3MMFM	SM-3MMDM	SM-3MMCB
	6.3	12.7	3	54	22°	SM-51MMSC	SM-51MMDC	SM-51MMFM	SM-51MMDM	SM-51MMCB
	9.5	16	6	64	28°	SM-4MMSC	SM-4MMDC	SM-4MMFM	SM-4MMDM	SM-4MMCB
	12.7	22	6	70.5	28°	SM-5MMSC	SM-5MMDC	SM-5MMFM	SM-5MMDM	SM-5MMCB
	16	25	6	73.5	31°	SM-6MMSC	SM-6MMDC	SM-6MMFM	SM-6MMDM	SM-6MMCB

* Solid Carbide • *Carburo Solido

SN BURS - INVERTED CONE SHAPE

Limas Rotativas SN - Forma de Cono Invertida



Length Key (K)

Standard Long * Solid Carbide

Non-Ferrous **N** Alumacuts recommended for non-ferrous materials

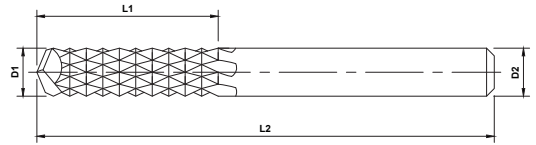

Cast Iron **K** Titanium **S** Stainless **M** Steel **P** Hardened **H**

	OD	LOC	SHK	OAL	Inclusive Angle	Cut Type				
	D1	L1	D2	L2	Deg °	Singlecut	Doublecut	Alumacut	Diamondcut	Chipbreaker
*	2.5	3	3	38	10°	SN-41MMSC	SN-41MMDC	SN-41MMFM	SN-41MMDM	SN-41MMCB
*	3	4	3	38	10°	SN-42MMSC	SN-42MMDC	SN-42MMFM	SN-42MMDM	SN-42MMCB
*	6	8	6	50	10°	SN-1MMSC	SN-1MMDC	SN-1MMFM	SN-1MMDM	SN-1MMCB
	6.3	6	3	44	10°	SN-51MMSC	SN-51MMDC	SN-51MMFM	SN-51MMDM	SN-51MMCB
	9.5	9.5	6	54.5	13°	SN-2MMSC	SN-2MMDC	SN-2MMFM	SN-2MMDM	SN-2MMCB
	12.7	12.7	6	57.7	28°	SN-4MMSC	SN-4MMDC	SN-4MMFM	SN-4MMDM	SN-4MMCB
	16	19	6	64	18°	SN-6MMSC	SN-6MMDC	SN-6MMFM	SN-6MMDM	SN-6MMCB
	19	16	6	61	30°	SN-7MMSC	SN-7MMDC	SN-7MMFM	SN-7MMDM	SN-7MMCB

* Solid Carbide • *Carburo Solido

FIBERGLASS ROUTERS

Fresas de Carburo Para Fibras de Vidrio



Length Key (K)

Standard
 Long
 * Solid Carbide

	OD	LOC	SHK	OAL	End Cut Type			
	D1	L1	D2	L2	Plain end(A)	Burend (B)	Millend (C)	Drill end (D)
	2	10	3	38	FGRM1-1A	FGRM1-1B	FGRM1-1C	FGRM1-1D
	1.5	5	3	38	FGRM1A	FGRM1B	FGRM1C	FGRM1D
	3	12	3	38	FGRM2A	FGRM2B	FGRM2C	FGRM2D
	5	16	5	50	FGRM3A	FGRM3B	FGRM3C	FGRM3D
		16	6	50	FGRM4A	FGRM4B	FGRM4C	FGRM4D
	6	18	6	50	FGRM5A	FGRM5B	FGRM5C	FGRM5D
		25	6	63	FGRM6-0A	FGRM6-0B	FGRM6-0C	FGRM6-0D
		18	6	75	FGRM6-1A	FGRM6-1B	FGRM6-1C	FGRM6-1D
		25	6	75	FGRM6-2A	FGRM6-2B	FGRM6-2C	FGRM6-2D
		38	6	75	FGRM6-3A	FGRM6-3B	FGRM6-3C	FGRM6-3D
		18	6	63	FGRM6A	FGRM6B	FGRM6C	FGRM6D
	8	25	8	63	FGRM7A	FGRM7B	FGRM7C	FGRM7D
	10	25	10	63	FGRM8A	FGRM8B	FGRM8C	FGRM8D
	12	25	12	75	FGRM9A	FGRM9B	FGRM9C	FGRM9D

DIEMILLS

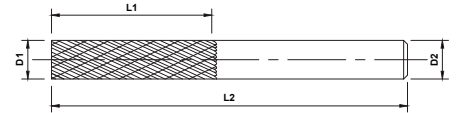
Diemills



Doublecut

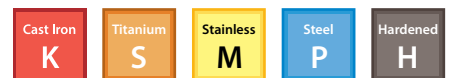


Coarse
Doublecut



Length Key (K)

Standard Long * Solid Carbide

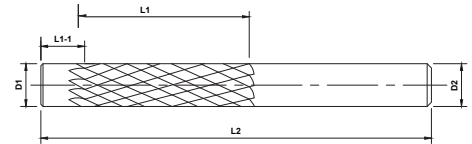


	OD	LOC	SHK	OAL	Cut Type	
	D1	L1	D2	L2	Doublecut	Coarse Doublecut
*	3	12	3	38	M48000	M48020
*	4	12	4	50	M48100	M48120
*	5	16	5	50	M48200	M48220
*	6	18	6	50	M48300	M48320
*	8	22	8	63	M48400	M48420
*	10	25	10	63	M48500	M48520

* Solid Carbide • *Carburo Solido

PILOTED DIEMILLS

Piloted Diemills



Length Key (K)

Standard Long * Solid Carbide


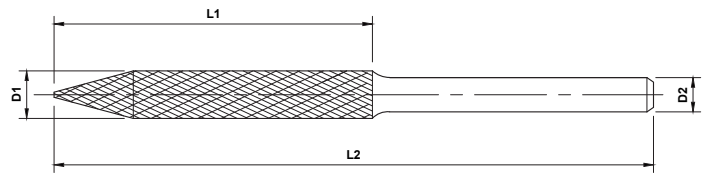
Cast Iron **K** Titanium **S** Stainless **M** Steel **P** Hardened **H**

	OD	LOC	Pilot	SHK	OAL	Cut Type	
	D1	L1	L1-1	D2	L2	Doublecut	Singlecut
*	3	25	3	3	75	M22000	M22001
*	5	32	5	5	75	M22100	M22101
*	6	32	6	6	75	M22200	M22201
*	10	50	10	10	100	M22300	M22301
*	12	50	12	12	100	M22400	M22401


* Solid Carbide • *Carburo Solido

TIRE BURS

Limas Para Neumaticos



Round
Shank



Tri-Shank

Length Key (K)

Standard Long * Solid Carbide

Steel
P

OD	LOC	SHK	OAL	Shank Type	
D1	L1	D2	L2	Round Shank	Tri-Shank
3	25	3	50	STBM-011	-
	14	3	38	STBM-012	STBM-012T
6	50	6	75	STBM-013	STBM-013T
8	53	8	100	STBM-014	STBM-014T
10	75	10	100	STBM-015	STBM-015T

PLASTIC POUCH BUR SETS

Juegos de Limas Roativas en Estuche de Plastico



Power Pouch Bur Sets	
Part ID	Description
SETM640MMDC	Plastic Pouch Set SC3MML6, SD3MML6, SF3MML6, SF5MML6 Doublecut
SETM640MMDM	Plastic Pouch Set SC3MML6, SD3MML6, SF3MML6, SF5MML6 Diamond Cut
SETM640MMFM	Plastic Pouch Set SC3MML6, SD3MML6, SF3MML6, SF5MML6 Alumacut
SETM640MMSC	Plastic Pouch Set SC3MML6, SD3MML6, SF3MML6, SF5MML6 Singlecut

All tools in these sets are 6mm diameter shank. • Este Juego de herramientas tiene mango de 6mm de diametro

12 PIECE PLASTIC BOX BUR SETS

Juegos de 12 Piezas de Limas Rotativas En Caja de Plastico



Plastic Box Bur Set			
SD	Burs Shapes Included	Cut Type	Part ID
3mm	SA43MM, SA42MM, SC42MM, SC41MM, SD42MM, SE41MM, SF41MM, SG41MM, SH41MM, SJ42MM, SL42MM, SN42MM	Doublecut	SETM100MMPDC
3mm	SA43MM, SA42MM, SC42MM, SC41MM, SD42MM, SE41MM, SF41MM, SG41MM, SH41MM, SJ42MM, SL42MM, SN42MM	Diamondcut	SETM100MMPDM
3mm	SA43MM, SA42MM, SC42MM, SC41MM, SD42MM, SE41MM, SF41MM, SG41MM, SH41MM, SJ42MM, SL42MM, SN42MM	Singlecut	SETM100MMPSC
6mm	SA1MM, SC1MM, SD1MM, SE1MM, SF1MM, SG1MM, SH1MM, SJ1MM, SK1MM, SL1MM, SM1MM, SN1MM	Doublecut	SETM120MMPDC
6mm	SA1MM, SC1MM, SD1MM, SE1MM, SF1MM, SG1MM, SH1MM, SJ1MM, SK1MM, SL1MM, SM1MM, SN1MM	Diamondcut	SETM120MMPDM
6mm	SA1MM, SC1MM, SD1MM, SE1MM, SF1MM, SG1MM, SH1MM, SJ1MM, SK1MM, SL1MM, SM1MM, SN1MM	Singlecut	SETM120MMPSC

SD= Shank Diameter • SD = Diametro del mango

24 PIECE COUNTERTOP DISPLAYS

Juego de 24 Piezas de Limas Rotativas en Display Acrilico



Description	Burs Included	Part Number
24 Piece Display Metric Bur Set	SA-5MMDC, SA-3MMDC, SA-1MMDC, SC-5MMDC, SC-3MMDC, SC-1MMDC, SD-5MMDC, SD-3MMDC, SD-1MMDC, SE-5MMDC, SE-3MMDC, SE-1MMDC, SF-5MMDC, SF-3MMDC, SF-1MMDC, SG-5MMDC, SG-3MMDC, SG-1MMDC, SL-4MMDC, SL-3MMDC, SL-1MMDC, SM-5MMDC, SM-4MMDC, SM-3MMDC	DISPLAY2M
24 Piece Metric Bur Set without Display	All Burs Above	DIS24M-ND

All tools in these sets are 6mm diameter shank. • Este Juego de herramientas tiene mango de 6mm de diametro

BURS



FRACTIONAL PRODUCTS
PRODUCTOS EN UNIDAD IMPERIALES

“Our Best Selling Fractional
Dimension Tools!”

“Herramientas mas vendidas en
unidad imperial!”

SUPERIOR CARBIDE BLEND

La mezcladora superior de carburo

Mastercut's Superior Carbide Blend – A-Gr-SiV (Active Grain Sized Volume)

Our superior tungsten carbide gives you the ability to be aggressive when you need to be. Growth inhibitors in our submicron carbide blanks maintain the most consistent grain size available, giving you superior hardness and toughness.


El grado de Carburo de Mastercut Tool - A-Gr-SVI (Volumen del tamaño del grano activo)

Nuestro grado superior de carburo de tungsteno proporciona la habilidad de ser mas agresivo cuando se requiera. Los inhibidores de crecimiento en nuestras barras de carburo submicron mantiene la consistencia del grano de carburo dandole una mayor dureza y resistencia.

Full line of fractional products available















Linea Completa De Productos Fraccional Disponible

LEGENDS

	Alumacuts recommended for non-ferrous materials
	Cortadores de aluminio recomendado para materiales no ferrosos

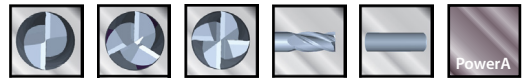
Fractional Products
Productos Fraccional

TABLE OF CONTENTS - Tabla de Contenido

	Fractional Square Endmills Fresas Fraccional Punta Recta 160	Cermet	Cast Iron K	Titanium S	Non-Ferrous N	Stainless M	Steel P
	Fractional Ball Endmills Fresas Fraccional Punta Esferica. 161	Cermet	Cast Iron K	Titanium S	Non-Ferrous N	Stainless M	Steel P
	Fractional Corner Radius Endmills Fresas Fraccional Radio Angulado. 162	Cermet	Cast Iron K	Titanium S	Non-Ferrous N	Stainless M	Steel P
	Fractional 90° Drill Mills Broca Fresa Fraccional 90 Grados De Angulo 163	Cermet	Cast Iron K	Titanium S	Non-Ferrous N	Stainless M	Steel P
	Fractional Square Mini Mills Microfresas Fraccional Punta Recta 164	Cermet	Cast Iron K	Titanium S	Non-Ferrous N	Stainless M	Steel P
	Fractional Ball Mini Mills Microfresas Fraccional Punta Esferica 165	Cermet	Cast Iron K	Titanium S	Non-Ferrous N	Stainless M	Steel P
	Fractional V4 Square Endmills Fresas Fraccional V4 Punta Recta 166	Cermet	Hardened H	Cast Iron K	Titanium S	Stainless M	Steel P
	Fractional V4 Ball Endmills Fresas Fraccional V4 Punta Esferica 167	Cermet	Hardened H	Cast Iron K	Titanium S	Stainless M	Steel P
	Fractional V4 Corner Radius Endmills Fresas Fraccional V4 Radio Angulado 168	Cermet	Hardened H	Cast Iron K	Titanium S	Stainless M	Steel P
	Fractional V5 Square Endmills Fresas Fraccional V5 Punta Recta 169	Cermet	Hardened H	Cast Iron K	Titanium S	Stainless M	Steel P
	Fractional V5 Ball Endmills Fresas Fraccional V5 Punta Esferica 170	Cermet	Hardened H	Cast Iron K	Titanium S	Stainless M	Steel P
	Fractional V5 Corner Radius Endmills Fresas Fraccional V5 Radio Angulado 171	Cermet	Hardened H	Cast Iron K	Titanium S	Stainless M	Steel P
	Fractional F45 6 Flute Square Endmills Fresas Fraccional F45 6 Filos Punta Recta 172	Cermet	Hardened H	Cast Iron K	Titanium S	Stainless M	Steel P
	Fractional F45 6 Flute Corner Radius Endmills Fresas Fraccional F45 6 Filos Radio Angulado. 173	Cermet	Hardened H	Cast Iron K	Titanium S	Stainless M	Steel P

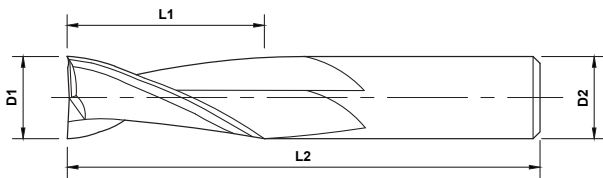
Fractional Products Productos Fraccional

SQUARE ENDMILLS



Fresas Fraccional Punta Recta

2, 3 and 4 Flutes	Coated and Uncoated
2, 3 & 4 Filos	Recubrimiento y Sin Recubrimiento



Standard, Series 209,210,211

Length Key (K)

■ Stub
 ■ Standard
 ■ Long

Quick Ship Items

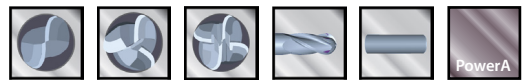


OD	LOC	SHK	OAL	Uncoated			PowerA		
				2 Flute	3 Flute	4 Flute	2 Flute	3 Flute	4 Flute
D1	L1	D2	L2						
1/32	3/32	1/8	1-1/2	209-202	-	211-202	209-202-1	-	211-202-1
1/16	1/4	1/8	1-1/2	209-206	-	211-206	209-206-1	-	211-206-1
3/32	3/8	1/8	1-1/2	209-210	-	211-210	209-210-1	-	211-210-1
1/8	1/2	1/8	1-1/2	209-214	-	211-214	209-214-1	-	211-214-1
3/16	5/8	3/16	2	209-222	-	211-222	209-222-1	-	211-222-1
1/4	3/4	1/4	2-1/2	209-230	210-230	211-230	209-230-1	210-230-1	211-230-1
5/16	7/8	5/16	2-1/2	209-238	-	211-238	209-238-1	-	211-238-1
3/8	7/8	3/8	2-1/2	209-246	210-246	211-246	209-246-1	210-246-1	211-246-1
1/2	1	1/2	3	209-262	210-262	211-262	209-262-1	210-262-1	211-262-1
5/8	1-1/4	5/8	3-1/2	209-266	-	211-266	209-266-1	-	211-266-1
3/4	1-1/2	3/4	4	209-270	-	211-270	209-270-1	-	211-270-1
7/8	1-1/2	7/8	4	209-272	-	211-272	209-272-1	-	211-272-1
1	1-1/2	1	4	209-274	-	211-274	209-274-1	-	211-274-1

Fractional Products

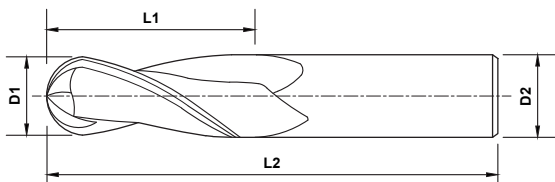
Productos Fraccional

BALL ENDMILLS



Fresas Fraccional Punta Esferica

2, 3 and 4 Flutes	Coated and Uncoated
2, 3 & 4 Filos	Recubrimiento y Sin Recubrimiento



Standard, Series 209,210,211

Length Key (K)

■ Stub
 ■ Standard
 ■ Long


Quick Ship Items



	OD	LOC	SHK	OAL	Uncoated			PowerA		
					2 Flute	3 Flute	4 Flute	2 Flute	3 Flute	4 Flute
	D1	L1	D2	L2						
	1/32	3/32	1/8	1-1/2	209-002	-	211-002	209-002-1	-	211-002-1
	1/16	1/4	1/8	1-1/2	209-006	-	211-006	209-006-1	-	211-006-1
	3/32	3/8	1/8	1-1/2	209-010	-	211-010	209-010-1	-	211-010-1
	1/8	1/2	1/8	1-1/2	209-014	-	211-014	209-014-1	-	211-014-1
	3/16	5/8	3/16	2	209-022	-	211-022	209-022-1	-	211-022-1
	1/4	3/4	1/4	2-1/2	209-030	210-030	211-030	209-030-1	210-030-1	211-030-1
	5/16	7/8	5/16	2-1/2	209-038	-	211-038	209-038-1	-	211-038-1
	3/8	7/8	3/8	2-1/2	209-046	210-046	211-046	209-046-1	210-046-1	211-046-1
	1/2	1	1/2	3	209-062	210-062	211-062	209-062-1	210-062-1	211-062-1
	5/8	1-1/4	5/8	3-1/2	209-066	-	211-066	209-066-1	-	211-066-1
	3/4	1-1/2	3/4	4	209-070	-	211-070	209-070-1	-	211-070-1
	7/8	1-1/2	7/8	4	209-072	-	211-072	209-072-1	-	211-072-1
	1	1-1/2	1	4	209-074	-	211-074	209-074-1	-	211-074-1

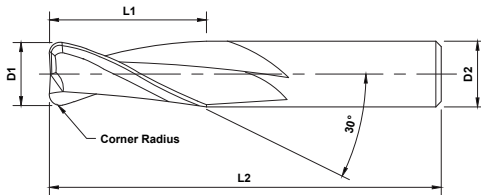
Fractional Products
Productos Fraccional

CORNER RADIUS ENDMILLS



Fresas Fraccional Radio Angulado

2 and 4 Flutes	Coated and Uncoated
2 & 4 Filos	Recubrimiento y Sin Recubrimiento



Standard, Series 209,211

Length Key (K)

■ Stub
 ■ Standard
 ■ Long

Quick Ship Items

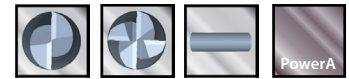


	OD	LOC	SHK	OAL	Radius	Uncoated		PowerA	
						2 Flute	4 Flute	2 Flute	4 Flute
	D1	L1	D2	L2	R				
1/8		1/2	1/8	1-1/2	.015	209-401	211-401	209-401-1	211-401-1
		1/2	1/8	1-1/2	.020	209-402	211-402	209-402-1	211-402-1
3/16		5/8	3/16	2	.015	209-411	211-411	209-411-1	211-411-1
		5/8	3/16	2	.020	209-412	211-412	209-412-1	211-412-1
1/4		3/4	1/4	2-1/2	.015	209-421	211-421	209-421-1	211-421-1
		3/4	1/4	2-1/2	.020	209-422	211-422	209-422-1	211-422-1
		3/4	1/4	2-1/2	.030	209-423	211-423	209-423-1	211-423-1
5/16		13/16	5/16	2-1/2	.020	209-432	211-432	209-432-1	211-432-1
		13/16	5/16	2-1/2	.030	209-433	211-433	209-433-1	211-433-1
3/8		1	3/8	2-1/2	.020	209-442	211-442	209-442-1	211-442-1
		1	3/8	2-1/2	.030	209-443	211-443	209-443-1	211-443-1
1/2		1	1/2	3	.020	209-452	211-452	209-452-1	211-452-1
		1	1/2	3	.030	209-453	211-453	209-453-1	211-453-1
5/8		1-1/4	5/8	3-1/2	.030	209-463	211-463	209-463-1	211-463-1
		1-1/4	5/8	3-1/2	.045	209-464	211-464	209-464-1	211-464-1
3/4		1-1/2	3/4	4	.030	209-473	211-473	209-473-1	211-473-1
		1-1/2	3/4	4	.045	209-474	211-474	209-474-1	211-474-1
1		1-1/2	1	4	.030	209-483	211-483	209-483-1	211-483-1
		1-1/2	1	4	.045	209-484	211-484	209-484-1	211-484-1

Fractional Products

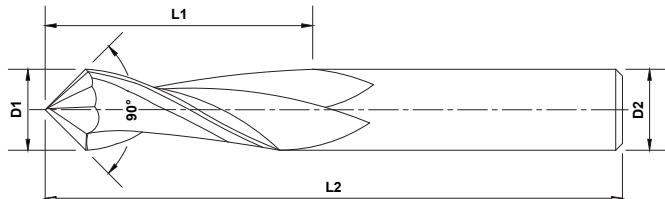
Productos Fraccional

90° DRILL MILLS



Broca Fresa Fraccional 90 Grados De Angulo

2 and 4 Flutes	Coated and Uncoated
2 & 4 Filos	Recubrimiento y Sin Recubrimiento



Standard, Series 214

Length Key (K)

■ Stub
 ■ Standard
 ■ Long


Quick Ship Items



	OD	LOC	SHK	OAL	Uncoated		PowerA	
					2 Flute	4 Flute	2 Flute	4 Flute
	D1	L1	D2	L2				
■	1/4	3/4	1/4	2-1/2	214-006	214-306	214-006-1	214-306-1
■	3/8	7/8	3/8	2-1/2	214-010	214-310	214-010-1	214-310-1
■	1/2	1	1/2	3	214-014	214-314	214-014-1	214-314-1

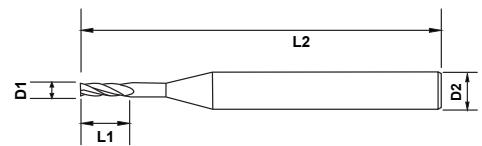

Fractional Products
Productos Fraccional

SQUARE MINI MILLS



Microfresas Fraccional Punta Recta

2 and 4 Flutes	Coated and Uncoated
2 & 4 Filos	Recubrimiento y Sin Recubrimiento



Length Key (K)


■ Stub
 ■ Standard
 ■ Long



	OD	LOC	SHK	OAL	Uncoated		PowerA	
	D1	L1	D2	L2	2 Flute	4 Flute	2 Flute	4 Flute
	.010	.030	1/8	1-1/2	207-104	-	207-104-1	-
	.015	.045	1/8	1-1/2	207-106	-	207-106-1	-
	.020	.060	1/8	1-1/2	207-108	-	207-108-1	-
	.025	.075	1/8	1-1/2	207-110	207-510	207-110-1	207-510-1
	.030	.090	1/8	1-1/2	207-112	207-512	207-112-1	207-512-1
	.035	.105	1/8	1-1/2	207-114	207-514	207-114-1	207-514-1
	.040	.120	1/8	1-1/2	207-116	207-516	207-116-1	207-516-1
	.045	.135	1/8	1-1/2	207-118	207-518	207-118-1	207-518-1
	.050	.174	1/8	1-1/2	207-120	207-520	207-120-1	207-520-1
	.055	.267	1/8	1-1/2	207-122	207-522	207-122-1	207-522-1
	.060	.360	1/8	1-1/2	207-124	207-524	207-124-1	207-524-1

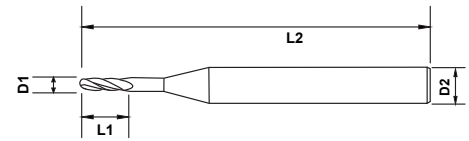

Fractional Products
Productos Fraccional

BALL MINI MILLS



Microfresas Fraccional Punta Esferica

2 and 4 Flutes	Coated and Uncoated
2 & 4 Filos	Recubrimiento y Sin Recubrimiento



Length Key (K)

■ Stub
 ■ Standard
 ■ Long



	OD	LOC	SHK	OAL	Uncoated		PowerA	
					2 Flute	4 Flute	2 Flute	4 Flute
	D1	L1	D2	L2				
Length Key (K)	.010	.030	1/8	1-1/2	207-004	-	207-004-1	-
	.015	.045	1/8	1-1/2	207-006	-	207-006-1	-
	.020	.060	1/8	1-1/2	207-008	-	207-008-1	-
	.025	.075	1/8	1-1/2	207-010	207-410	207-010-1	207-410-1
	.030	.090	1/8	1-1/2	207-012	207-412	207-012-1	207-412-1
	.035	.105	1/8	1-1/2	207-014	207-414	207-014-1	207-414-1
	.040	.120	1/8	1-1/2	207-016	207-416	207-016-1	207-416-1
	.045	.135	1/8	1-1/2	207-018	207-418	207-018-1	207-418-1
	.050	.174	1/8	1-1/2	207-020	207-420	207-020-1	207-420-1
	.055	.267	1/8	1-1/2	207-022	207-422	207-022-1	207-422-1
	.060	.360	1/8	1-1/2	207-024	207-424	207-024-1	207-424-1

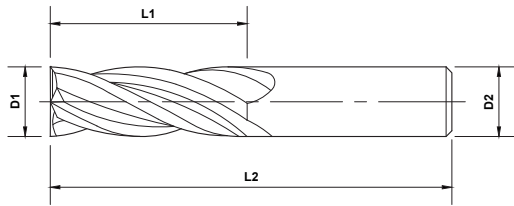
Fractional Products
Productos Fraccional

V4 SQUARE ENDMILLS



Fresas Fraccional V4 Punta Recta

4 Flutes	Coated with or without flat
4 Filos	Con Recubrimiento, con o sin Chamfer



PowerA



Standard, Series 400

Length Key (K)




Quick Ship Items



	OD	LOC	SHK	OAL	PowerA	
					No Flat	With Flat
	D1	L1	D2	L2		
	1/4	5/8	1/4	2-1/2	400-010-1	-
	5/16	13/16	5/16	2-1/2	400-012-1	-
	3/8	7/8	3/8	2-1/2	400-016-1	400-016W-1
	1/2	1	1/2	3	400-022-1	400-022W-1
	5/8	1-1/4	5/8	3-1/2	400-028-1	400-028W-1
	3/4	1-1/2	3/4	4	400-030-1	400-030W-1

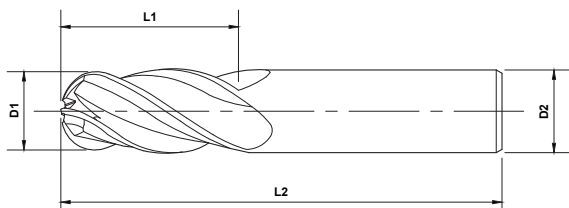
Fractional Products
Productos Fraccional

V4 BALL ENDMILLS



Fresas Fraccional V4 Punta Esferica

4 Flutes	Coated with or without flat
4 Filos	Con Recubrimiento, con o sin Chamfer



PowerA

Standard, Series 400

Length Key (K)

Stub Standard Long


Quick Ship Items



	OD	LOC	SHK	OAL	PowerA	
					No Flat	With Flat
	D1	L2	D2	L2		
	1/4	5/8	1/4	2-1/2	400-210-1	-
	5/16	13/16	5/16	2-1/2	400-212-1	-
	3/8	7/8	3/8	2-1/2	400-216-1	400-216W-1
	1/2	1	1/2	3	400-222-1	400-222W-1
	5/8	1-1/4	5/8	3-1/2	400-228-1	400-228W-1
	3/4	1-1/2	3/4	4	400-230-1	400-230W-1
	1	1-1/2	1	4	400-234-1	400-234W-1

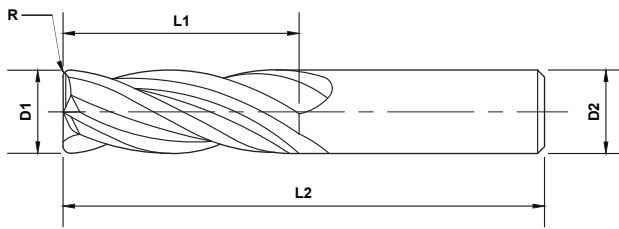
Fractional Products
Productos Fraccional

V4 CORNER RADIUS ENDMILLS



Fresas Fraccional V4 Radio Angulado

4 Flutes	Coated with or without flat
4 Filos	Con Recubrimiento, con o sin Chamfer




PowerA

Standard, Series 400

Length Key (K)

■ Stub
 ■ Standard
 ■ Long




Quick Ship Items

	OD	LOC	SHK	OAL	Radius	PowerA	
	D1	L1	D2	L2	R	No Flat	With Flat
1/4		5/8	1/4	2-1/2	.015	400-421-1	-
		5/8	1/4	2-1/2	.020	400-422-1	-
5/16		13/16	5/16	2-1/2	.015	400-431-1	-
		13/16	5/16	2-1/2	.020	400-432-1	-
3/8		7/8	3/8	2-1/2	.020	400-442-1	400-442W-1
		7/8	3/8	2-1/2	.030	400-443-1	400-443W-1
1/2		1	1/2	3	.020	400-462-1	400-462W-1
		1	1/2	3	.030	400-463-1	400-463W-1
5/8		1-1/4	5/8	3-1/2	.020	400-492-1	400-492W-1
		1-1/4	5/8	3-1/2	.030	400-493-1	400-493W-1
3/4		1-1/2	3/4	4	.030	400-503-1	400-503W-1
		1-1/2	3/4	4	.045	400-504-1	400-504W-1

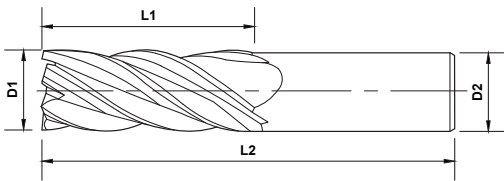
Fractional Products
Productos Fraccional

V5 SQUARE ENDMILLS



Fresas Fraccional V5 Punta Recta

5 Flutes	Coated with or without flat
5 Filos	Con Recubrimiento, con o sin Chamfer



IMPERIAL PRODUCTS





PowerA

Standard, Series 408

Length Key (K)

■ Stub
 ■ Standard
 ■ Long




	OD	LOC	SHK	OAL	PowerA	
					No Flat	With Flat
	D1	L1	D2	L2		
	3/8	7/8	3/8	2-1/2	408-010-1	408-010W-1
	1/2	1	1/2	3	408-014-1	408-014W-1
	5/8	1-1/4	5/8	3-1/2	408-020-1	408-020W-1
	3/4	1-1/2	3/4	4	408-024-1	408-024W-1
	1	1-1/2	1	4	408-026-1	408-026W-1

Fractional Products
Productos Fraccional

Email: sales@mastercuttool.com
www.mastercuttool.com

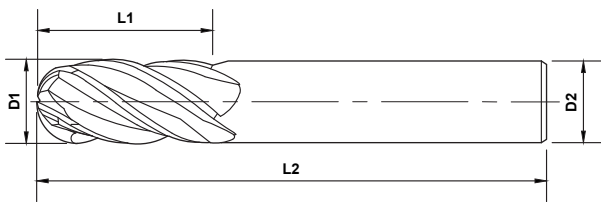


V5 BALL ENDMILLS



Fresas Fraccional V5 Punta Esferica

5 Flutes	Coated with or without flat
5 Filos	Con Recubrimiento, con o sin Chamfer



PowerA

Length Key (K)


Stub
 Standard
 Long



	OD	LOC	SHK	OAL	PowerA	
	D1	L1	D2	L2	No Flat	With Flat
	3/8	7/8	3/8	2-1/2	408-210-1	408-210W-1
	1/2	1	1/2	3	408-214-1	408-214W-1
	5/8	1-1/4	5/8	3-1/2	408-220-1	408-220W-1
	3/4	1-1/2	3/4	4	408-222-1	408-222W-1
	1	1-1/2	1	4	408-226-1	408-226W-1

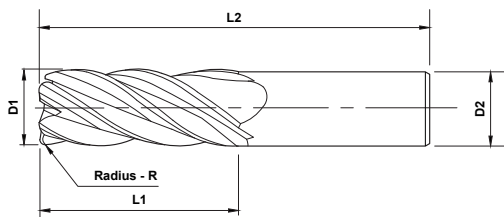
Fractional Products
Productos Fraccional

V5 CORNER RADIUS ENDMILLS



Fresas Fraccional V5 Radio Angulado

5 Flutes	Coated with or without flat
5 Filos	Con Recubrimiento, con o sin Chamfer



PowerA

Standard, Series 408

Length Key (K)


■ Stub
 ■ Standard
 ■ Long



	OD	LOC	SHK	OAL	Radius	PowerA	
	D1	L1	D2	L2	R	No Flat	With Flat
3/8		7/8	3/8	2-1/2	.015	408-441-1	408-441W-1
		7/8	3/8	2-1/2	.020	408-442-1	408-442W-1
1/2		1	1/2	3	.020	408-462-1	408-462W-1
		1	1/2	3	.030	408-463-1	408-463W-1
5/8		1-1/4	5/8	3-1/2	.020	408-492-1	408-492W-1
		1-1/4	5/8	3-1/2	.030	408-493-1	408-493W-1
3/4		1-1/2	3/4	4	.030	408-503-1	408-503W-1
		1-1/2	3/4	4	.045	408-504-1	408-504W-1
1		1-1/2	1	4	.030	408-523-1	408-523W-1
		1-1/2	1	4	.045	408-524-1	408-524W-1

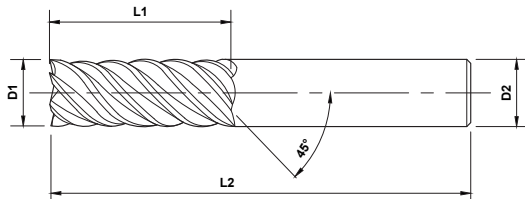
Fractional Products
Productos Fraccional

F45 6 FLUTE SQUARE ENDMILLS



Fresas Fraccional F45 6 Filos Punta Recta

6 Flutes	Coated and Uncoated
6 Filos	Recubrimiento y Sin Recubrimiento



Uncoated

Standard, Series 411



PowerA

Standard, Series 411

Length Key (K)

■ Stub
 ■ Standard
 ■ Long



	OD	LOC	SHK	OAL	Uncoated	PowerA
	D1	L1	D2	L2	Part ID	Part ID
	3/8	1	3/8	2-1/2	411-008	411-008-1
	1/2	1	1/2	3	411-012	411-012-1
	5/8	1-1/4	5/8	3-1/2	411-016	411-016-1
	3/4	1-1/2	3/4	4	411-018	411-018-1
	1	1-1/2	1	4	411-022	411-022-1

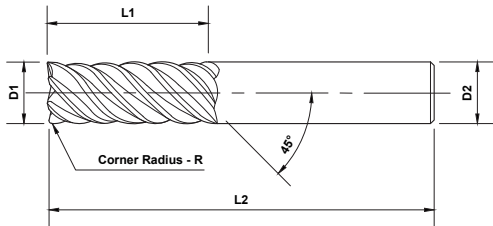
Fractional Products
Productos Fraccional

F45 6 FL CORNER RADIUS ENDMILLS




Fresas Fraccional F45 6 Filos Radio Angulado

6 Flutes	Coated and Uncoated
6 Filos	Recubrimiento y Sin Recubrimiento



Uncoated

Standard, Series 411



PowerA

Standard, Series 411

Length Key (K)

■ Stub
 ■ Standard
 ■ Long



Uncoated



PowerA

	OD	LOC	SHK	OAL	Radius	Uncoated	PowerA
	D1	L1	D2	L2	R	Part ID	Part ID
	3/8	1	3/8	2-1/2	.012	411-220	411-220-1
	1/2	1	1/2	3	.015	411-241	411-241-1
	5/8	1-1/4	5/8	3-1/2	.020	411-262	411-262-1
	3/4	1-1/2	3/4	4	.030	411-273	411-273-1
	1	1-1/2	1	4	.030	411-293	411-293-1

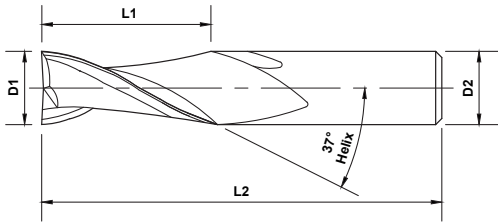
Fractional Products
Productos Fraccional

SQUARE END AXMILLS

Fresas Fraccional Punta Recta Axmills

2 and 3 Flutes	Coated and Uncoated
2 & 3 Filos	Recubrimiento y Sin Recubrimiento

Non-Ferrous
N



Uncoated

Standard, Series 411



PowerZ

Standard, Series 411

Length Key (K)

■ Stub
 ■ Standard
 ■ Long




Quick Ship Items

OD	LOC	SHK	OAL	Uncoated	PowerZ	Uncoated	PowerZ
D1	L1	D2	L2	2 Flute	2 Flute	3 Flute	3 Flute
1/4	3/4	1/4	2-1/2	414-008	414-008-4	420-008	420-008-4
	1	1/4	2-1/2	414-010	414-010-4	420-010	420-010-4
	1-1/8	1/4	2-1/2	-	-	421-082	421-082-4
3/8	7/8	3/8	2-1/2	414-016	414-016-4	420-016	420-016-4
	1	3/8	2-1/2	414-018	414-018-4	420-018	420-018-4
1/2	1	1/2	3	414-022	414-022-4	420-022	420-022-4
	1-1/4	1/2	3	414-024	414-024-4	420-024	420-024-4
5/8	1-1/4	5/8	3-1/2	414-028	414-028-4	420-028	420-028-4
	1-1/2	3/4	4	414-032	414-032-4	420-032	420-032-4
3/4	1-3/4	3/4	4	414-034	414-034-4	420-034	420-034-4
	1-1/4	1	5	-	-	421-164	421-164-4
1	1-1/2	1	5	-	-	421-166	421-166-4

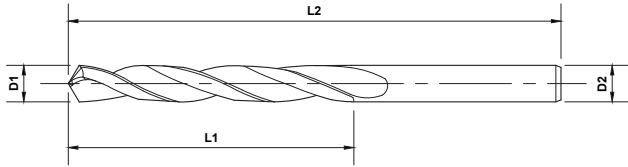
Fractional Products Productos Fraccional

JOBBER DRILLS



Brocas Fraccional Largo Estandar

2 Flute	118° Four Facet Point	Coated and Uncoated
2 Filos	Punta de 118 Grados	Recubrimiento y Sin Recubrimiento



Uncoated

Length Key (K)


■ Stub
 ■ Standard
 ■ Long



OD	LOC	SHK	OAL	Wire	Uncoated	PowerA
D1	L1	D2	L2	Letter	Part ID	Part ID
1/8	1-1/4	1/8	2-1/4		601-104	601-104-1
.1285	1-3/8	.1285	2-1/2	30	601-106	601-106-1
.1360	1-3/8	.1360	2-1/2	29	601-108	601-108-1
.1378	1-3/8	.1378	2-1/2		601-110	601-110-1
.1405	1-3/8	.1405	2-1/2	28	601-112	601-112-1
9/64	1-3/8	9/64	2-1/2		601-114	601-114-1
.1440	1-3/8	.1440	2-1/2	27	601-116	601-116-1
.1470	1-3/8	.1470	2-1/2	26	601-118	601-118-1
.1495	1-3/8	.1495	2-1/2	25	601-120	601-120-1
.1520	1-3/8	.1520	2-1/2	24	601-122	601-122-1
.1540	1-3/8	.1540	2-1/2	23	601-124	601-124-1
5/32	1-3/8	5/32	2-1/2		601-126	601-126-1
.1570	1-3/8	.1570	2-1/2	22	601-128	601-128-1
.1575	1-3/8	.1575	2-1/2		601-130	601-130-1
.1590	1-3/8	.1590	2-1/2	21	601-132	601-132-1
.1610	1-3/8	.1610	2-1/2	20	601-134	601-134-1
.1660	1-5/8	.1660	2-3/4	19	601-136	601-136-1
.1695	1-5/8	.1695	2-3/4	18	601-138	601-138-1
11/64	1-5/8	11/64	2-3/4		601-140	601-140-1
.1730	1-5/8	.1730	2-3/4	17	601-142	601-142-1
.1770	1-5/8	.1770	2-3/4	16	601-144	601-144-1
.1772	1-5/8	.1772	2-3/4		601-146	601-146-1

Fractional Products
Productos Fraccional

JOBBER DRILLS




Brocas Fraccional Largo Estandard



OD	LOC	SHK	OAL	Wire	Uncoated	PowerA
D1	L1	D2	L2	Letter	Part ID	Part ID
.1800	1-5/8	.1800	2-3/4	15	601-148	601-148-1
.1820	1-5/8	.1820	2-3/4	14	601-150	601-150-1
.1850	1-5/8	.1850	2-3/4	13	601-152	601-152-1
3/16	1-5/8	3/16	2-3/4		601-154	601-154-1
.1890	1-5/8	.1890	2-3/4	12	601-156	601-156-1
.1910	1-5/8	.1910	2-3/4	11	601-158	601-158-1
.1935	1-5/8	.1935	2-3/4	10	601-160	601-160-1
.1960	1-3/4	.1960	3	9	601-162	601-162-1
.1968	1-3/4	.1968	3		601-164	601-164-1
.1990	1-3/4	.1990	3	8	601-166	601-166-1
.2010	1-3/4	.2010	3	7	601-168	601-168-1
13/64	1-3/4	13/64	3		601-170	601-170-1
.2040	1-3/4	.2040	3	6	601-172	601-172-1
.2055	1-3/4	.2055	3	5	601-174	601-174-1
.2090	1-3/4	.2090	3	4	601-176	601-176-1
.2130	1-3/4	.2130	3	3	601-178	601-178-1
.2165	1-3/4	.2165	3		601-180	601-180-1
7/32	1-3/4	7/32	3		601-182	601-182-1
.2210	1-3/4	.2210	3	2	601-184	601-184-1
.2280	1-3/4	.2280	3	1	601-186	601-186-1
.2340	2	.2340	3-1/4	A	601-188	601-188-1
15/64	2	15/64	3-1/4		601-190	601-190-1
.2362	2	.2362	3-1/4		601-192	601-192-1
.2380	2	.2380	3-1/4	B	601-194	601-194-1
.2420	2	.2420	3-1/4	C	601-196	601-196-1
.2460	2	.2460	3-1/4	D	601-198	601-198-1
1/4	2	1/4	3-1/4	E	601-200	601-200-1
.2559	2	.2559	3-1/4		601-202	601-202-1
.2570	2	.2570	3-1/4	F	601-204	601-204-1
.2610	2-1/8	.2610	3-1/2	G	601-206	601-206-1
17/64	2-1/8	17/64	3-1/2		601-208	601-208-1
.2660	2-1/8	.2660	3-1/2	H	601-210	601-210-1
.2720	2-1/8	.2720	3-1/2	I	601-212	601-212-1
.2756	2-1/8	.2756	3-1/2		601-214	601-214-1
.2770	2-1/8	.2770	3-1/2	J	601-216	601-216-1
.2810	2-1/8	.2810	3-1/2	K	601-218	601-218-1
9/32	2-1/8	9/32	3-1/2		601-220	601-220-1
.2900	2-1/8	.2900	3-1/2	L	601-222	601-222-1

Fractional Products
Productos Fraccional

JOBBER DRILLS



Brocas Fraccional Largo Estandard




OD	LOC	SHK	OAL	Wire	Uncoated	PowerA
D1	L1	D2	L2	Letter	Part ID	Part ID
.2950	2-3/8	.2950	4	M	601-224	601-224-1
.2953	2-3/8	.2953	4		601-226	601-226-1
19/64	2-3/8	19/64	4		601-228	601-228-1
.3020	2-3/8	.3020	4	N	601-230	601-230-1
5/16	2-3/8	5/16	4		601-232	601-232-1
.3150	2-3/8	.3150	4		601-234	601-234-1
.3160	2-3/8	.3160	4	O	601-236	601-236-1
.3230	2-3/8	.3230	4	P	601-238	601-238-1
21/64	2-3/8	21/64	4		601-240	601-240-1
.3320	2-3/8	.3320	4	Q	601-242	601-242-1
.3346	2-3/8	.3346	4		601-244	601-244-1
.3390	2-3/8	.3390	4	R	601-246	601-246-1
11/32	2-3/8	11/32	4		601-248	601-248-1
.3480	2-3/8	.3480	4	S	601-250	601-250-1
.3543	2-3/4	.3543	4-1/4		601-252	601-252-1
.3580	2-3/4	.3580	4-1/4	T	601-254	601-254-1
23/64	2-3/4	23/64	4-1/4		601-256	601-256-1
.3680	2-3/4	.3680	4-1/4	U	601-258	601-258-1
.3740	2-3/4	.3740	4-1/4		601-260	601-260-1
3/8	2-3/4	3/8	4-1/4		601-262	601-262-1
.3770	2-3/4	.3770	4-1/4	V	601-264	601-264-1
.3860	2-7/8	.3860	4-1/2	W	601-266	601-266-1
25/64	2-7/8	25/64	4-1/2		601-268	601-268-1
.3937	2-7/8	.3937	4-1/2		601-270	601-270-1
.3970	2-7/8	.3970	4-1/2	X	601-272	601-272-1
.4040	2-7/8	.4040	4-1/2	Y	601-274	601-274-1
13/32	2-7/8	13/32	4-1/2		601-276	601-276-1
.4130	2-7/8	.4130	4-1/2	Z	601-278	601-278-1
.4134	2-7/8	.4134	4-1/2		601-280	601-280-1
27/64	2-7/8	27/64	4-1/2		601-282	601-282-1
.4331	2-7/8	.4331	4-1/2		601-284	601-284-1
7/16	2-7/8	7/16	4-1/2		601-286	601-286-1
.4527	3	.4527	4-3/4		601-288	601-288-1
29/64	3	29/64	4-3/4		601-290	601-290-1
15/32	3	15/32	4-3/4		601-292	601-292-1
.4724	3	.4724	4-3/4		601-294	601-294-1
31/64	3	31/64	4-3/4		601-296	601-296-1
.4921	3	.4921	4-3/4		601-298	601-298-1
1/2	3	1/2	4-3/4		601-300	601-300-1

IMPERIAL PRODUCTS

Fractional Products
Productos Fraccional

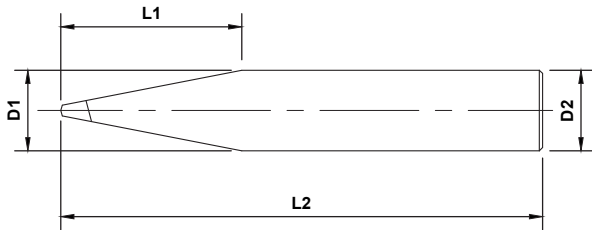


SPADE DRILLS



Brocas Espada Fraccional Largo Estandard

2 Flutes	118° Point	Coated and Uncoated
2 Filos	Punta de 118 Grados	Recubrimiento y Sin Recubrimiento



Uncoated

Length Key (K)




	OD	LOC	SHK	OAL	Uncoated	PowerA
	D1	L1	D2	L2	Part ID	Part ID
Standard	1/32	3/16	1/32	1-1/2	600-002	600-002-1
	1/16	5/16	1/16	1-1/2	600-004	600-004-1
	3/32	3/8	3/32	1-1/2	600-006	600-006-1
	1/8	7/16	1/8	1-1/2	600-008	600-008-1
	5/32	15/32	5/32	2	600-010	600-010-1
	3/16	9/16	3/16	2	600-012	600-012-1
	7/32	19/32	7/32	2	600-014	600-014-1
	1/4	11/16	1/4	2	600-016	600-016-1
	9/32	3/4	9/32	2-1/2	600-018	600-018-1
	5/16	7/8	5/16	2-1/2	600-020	600-020-1
	3/8	1	3/8	2-1/2	600-022	600-022-1
	7/16	1-1/4	7/16	2-1/2	600-024	600-024-1
	1/2	1-3/8	1/2	2-1/2	600-026	600-026-1

Fractional Products

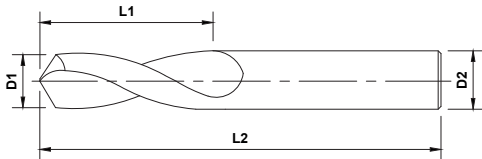
Productos Fraccional

NC SPOTTING DRILLS



Brocas Fraccional NC Para Punteo

2 Flutes	90°, 120° and 142°	Coated and Uncoated
2 Filos	Punta de 90, 120 and 143 Grados	Recubrimiento y Sin Recubrimiento



Uncoated

Length Key (K)


■ Stub
 ■ Standard
 ■ Long



	OD	LOC	SHK	OAL	Uncoated			PowerA		
					90°	120°	142°	90°	120°	142°
	D1	L1	D2	L2						
Length Key (K)	1/8	3/8	1/8	2	600-402	600-502	600-602	600-402-1	600-502-1	600-602-1
	3/16	3/4	3/16	3	600-404	600-504	600-604	600-404-1	600-504-1	600-604-1
	1/4	3/4	1/4	3	600-406	600-506	600-606	600-406-1	600-506-1	600-606-1
	5/16	1	5/16	2-1/2	600-408	600-508	600-608	600-408-1	600-508-1	600-608-1
	3/8	1	3/8	3	600-410	600-510	600-610	600-410-1	600-510-1	600-610-1
	1/2	1	1/2	4	600-412	600-512	600-612	600-412-1	600-512-1	600-612-1

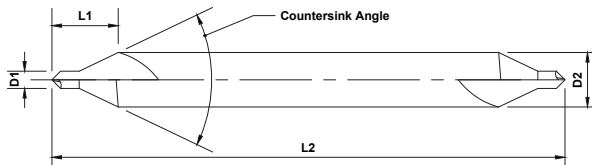
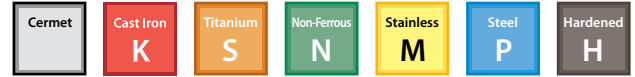
Fractional Products
Productos Fraccional

DRILL AND COUNTERSINK



Brocas Fraccional de Centro

2 Flutes	118° Point	Coated and Uncoated
2 Filos	Punta de 118 Grados	Recubrimiento y Sin Recubrimiento



Uncoated

Length Key (K)

■ Stub
 ■ Standard
 ■ Long



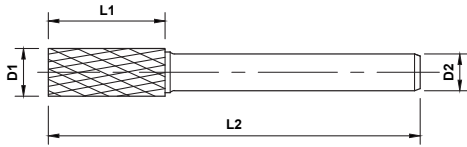
	OD	LOC	SHK	OAL	Uncoated			PowerA		
					60°	82°	90°	60°	82°	90°
	D1	L1	D2	L2						
Standard	3/64	3/64	1/8	1-1/2	600-304	600-104	600-204	600-304-1	600-104-1	600-204-1
	5/64	5/64	3/16	2	600-306	600-106	600-206	600-306-1	600-106-1	600-206-1
	7/64	7/64	1/4	2	600-308	600-108	600-208	600-308-1	600-108-1	600-208-1
	1/8	1/8	5/16	2-1/8	600-310	600-110	600-210	600-310-1	600-110-1	600-210-1
	3/16	3/16	7/16	2-3/4	600-312	600-112	600-212	600-312-1	600-112-1	600-212-1
	7/32	7/32	1/2	3	600-314	600-114	600-214	600-314-1	600-114-1	600-214-1
	1/4	1/4	5/8	3-1/8	600-316	600-116	600-216	600-316-1	600-116-1	600-216-1
	5/16	5/16	3/4	3-3/8	600-318	600-118	600-218	600-318-1	600-118-1	600-218-1

Fractional Products

Productos Fraccional


SA BURS - CYLINDRICAL SHAPE WITHOUT END CUT

Limas Rotativas Fraccional SA - Forma Cilindrica Sin Corte Frontal



Non-Ferrous **N** Almacuts recommended for non-ferrous materials

Cast Iron **K** Titanium **S** Stainless **M** Steel **P** Hardened **H**



Length Key (K)

Stub Standard Long

Quick Ship Items

	OD	LOC	SHK	OAL	Cut Type	
	D1	L1	D2	L2	Doublecut	Alamacut
*	1/8	9/16	1/8	1-1/2	SA-43DC	-
*	1/4	5/8	1/4	2	SA-1DC	SA-1FM
	3/8	3/4	1/4	2-1/2	SA-3DC	SA-3FM
		3/4	1/4	6-3/4	SA-3L6DC	SA-3L6FM
	1/2	1	1/4	2-3/4	SA-5DC	SA-5FM
		1	1/4	7	SA-5L6DC	SA-5L6FM

* Solid Carbide • *Carburo Solido

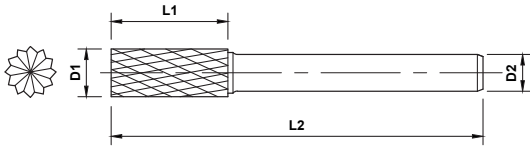
Fractional Products
Productos Fraccional

Email: sales@mastercuttool.com
www.mastercuttool.com




SB BURS - CYLINDRICAL SHAPE WITH END CUT

Limas Rotativas Fraccional SB - Forma Cilindrica Con Corte Frontal



Non-Ferrous **N** Alumacuts recommended for non-ferrous materials

Cast Iron **K** Titanium **S** Stainless **M** Steel **P** Hardened **H**



Length Key (K)

Standard Long * Solid Carbide

Quick Ship Items

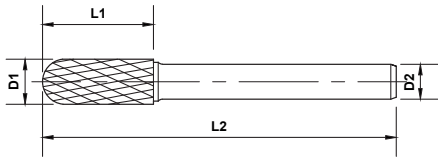
	OD	LOC	SHK	OAL	Cut Type	
	D1	L1	D2	L2	Doublecut	Alumacut
*	1/8	9/16	1/8	1-1/2	SB-43DC	-
*	1/4	5/8	1/4	2	SB-1DC	SB-1FM
	3/8	3/4	1/4	2-1/2	SB-3DC	SB-3FM
		3/4	1/4	6-3/4	SB-3L6DC	SB-3L6FM
	1/2	1	1/4	2-3/4	SB-5DC	SB-5FM
		1	1/4	7	SB-5L6DC	SB-5L6FM

* Solid Carbide • *Carburo Solido

Fractional Products
Productos Fraccional

SC BURS - RADIUS CYLINDRICAL SHAPE

Limas Rotativas Fraccional SC - Forma Cilindrica



Non-Ferrous **N** Alumacuts recommended for non-ferrous materials

Cast Iron **K** Titanium **S** Stainless **M** Steel **P** Hardened **H**



Length Key (K)

Standard Long * Solid Carbide

Quick Ship Items

	OD	LOC	SHK	OAL	Cut Type	
	D1	L1	D2	L2	Doublecut	Alumacut
*	1/8	9/16	1/8	1-1/2	SC-42DC	-
*	1/4	5/8	1/4	2	SC-1DC	SC1-FM
	3/8	3/4	1/4	2-1/2	SC-3DC	SC-3FM
		3/4	1/4	6-3/4	SC-3L6DC	SC-3L6FM
	1/2	1	1/4	2-3/4	SC-5DC	SC-5FM
		1	1/4	7	SC-5L6DC	SC-5L6FM

* Solid Carbide • *Carburo Solido

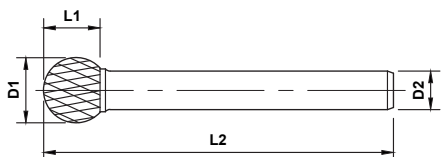
Fractional Products
Productos Fraccional

Email: sales@mastercuttool.com
www.mastercuttool.com



SD BURS - BALL SHAPE

Limas Rotativas Fraccional SD - Forma Esferica



Non-Ferrous
N Alumacuts recommended for non-ferrous materials

Cast Iron **K** Titanium **S** Stainless **M** Steel **P** Hardened **H**



Alumacut Doublecut



Long Shank

Length Key (K)

Standard Long * Solid Carbide

Quick Ship Items

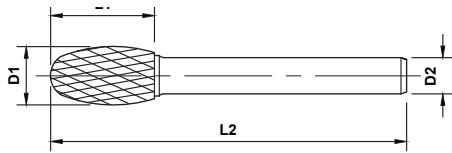
	OD	LOC	SHK	OAL	Cut Type	
	D1	L1	D2	L2	Doublecut	Alumacut
*	1/8	1/8	1/8	1-1/2	SD-42DC	-
*	1/4	7/32	1/4	2	SD-1DC	SD-1FM
	3/8	5/16	1/4	2-1/8	SD-3DC	SD-3FM
		5/16	1/4	6-3/8	SD-3L6DC	SD-3L6FM
	1/2	7/16	1/4	2-1/4	SD-5DC	SD-5FM
		7/16	1/4	6-1/2	SD-5L6DC	SD-5FM

* Solid Carbide • *Carburo Solido

Fractional Products
Productos Fraccional

SE BURS - OVAL SHAPE

Limas Rotativas Fraccional SE - Forma Ovalada



Non-Ferrous **N** Alumacuts recommended for non-ferrous materials

Cast Iron **K** Titanium **S** Stainless **M** Steel **P** Hardened **H**



Length Key (K)

Standard Long * Solid Carbide

Quick Ship Items

	OD	LOC	SHK	OAL	Cut Type	
	D1	L1	D2	L2	Doublecut	Alumacut
*	1/8	7/32	1/8	1-1/2	SE-41DC	-
*	1/4	3/8	1/4	2	SE-1DC	SE-1FM
	3/8	5/8	1/4	2-3/8	SE-3DC	SE-3FM
		5/8	1/4	6-5/8	SE-3L6DC	SE-3L6FM
	1/2	7/8	1/4	2-5/8	SE-5DC	SE-5FM
		7/8	1/4	6-7/8	SE-5L6DC	SE-5L6FM

* Solid Carbide • *Carburo Solido

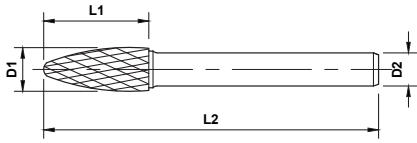
Fractional Products
Productos Fraccional

Email: sales@mastercuttool.com
www.mastercuttool.com



SF BURS - RADIUS TREE SHAPE

Limas Rotativas Fraccional SF - Forma Arbol



Non-Ferrous **N** Alumacuts recommended for non-ferrous materials

Cast Iron **K** Titanium **S** Stainless **M** Steel **P** Hardened **H**



Length Key (K)

Standard Long * Solid Carbide

Quick Ship Items

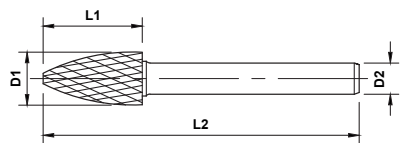
	OD	LOC	SHK	OAL	Cut Type	
	D1	L1	D2	L2	Doublecut	Alumacut
*	1/8	1/2	1/8	1-1/2	SF-42DC	-
*	1/4	5/8	1/4	2	SF-1DC	SF-1FM
	3/8	3/4	1/4	2-1/2	SF-3DC	SF-3FM
		3/4	1/4	6-3/4	SF-3L6DC	SF-3L6FM
	1/2	1	1/4	2-3/4	SF-5DC	SF-5FM
		1	1/4	7	SF-5L6DC	SF-5L6FM

* Solid Carbide • *Carburo Solido

Fractional Products
Productos Fraccional

SG BURS - POINTED TREE SHAPE

Limas Rotativas Fraccional SG - Forma Arbol Puntiajada



Doublecut



Long Shank

Non-Ferrous **N** Alumacuts recommended for non-ferrous materials

Cast Iron **K** Titanium **S** Stainless **M** Steel **P** Hardened **H**

Length Key (K)

Standard Long * Solid Carbide

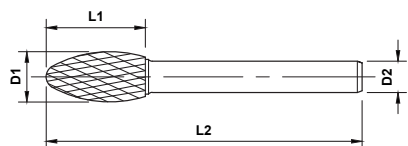
Quick Ship Items

	OD	LOC	SHK	OAL	Cut Type
	D1	L1	D2	L2	Doublecut
*	1/8	3/8	1/8	1-1/2	SG-43DC
*	1/4	5/8	1/4	2	SG-1DC
	3/8	3/4	1/4	2-1/2	SG-3DC
		3/4	1/4	6-3/4	SG-3L6DC
	1/2	1	1/4	2-3/4	SG-5DC
		1	1/4	7	SG-5L6DC

* Solid Carbide • *Carburo Solido

SH BURS - FLAME SHAPE

Limas Rotativas Fraccional SH - Forma De Flama



Doublecut

Non-Ferrous **N** Alumacuts recommended for non-ferrous materials

Cast Iron **K** Titanium **S** Stainless **M** Steel **P** Hardened **H**

Length Key (K)

Standard Long * Solid Carbide

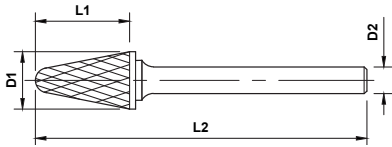
Quick Ship Items

	OD	LOC	SHK	OAL	Cut Type
	D1	L1	D2	L2	Doublecut
*	1/8	1/4	1/8	1-1/2	SH-41DC
*	1/4	1/2	1/4	2	SH-1DC
	5/16	3/4	1/4	2-1/2	SH-2DC
	1/2	1-1/4	1/4	3	SH-5DC

* Solid Carbide • *Carburo Solido

SL BURS - RADIUS CONE SHAPE

Limas Rotativas Fraccional SL - Forma De Punta Conica Radial



Non-Ferrous N	Alumacuts recommended for non-ferrous materials				
Cast Iron K	Titanium S	Stainless M	Steel P	Hardened H	



Length Key (K)

Standard Long * Solid Carbide

Quick Ship Items

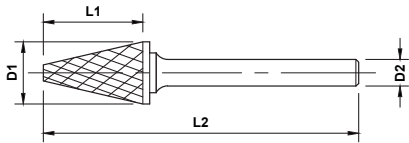
	OD	LOC	SHK	OAL	Angle	Cut Type	
	D1	L1	D2	L2	Deg	Doublecut	Alumacut
*	1/8	3/8	1/8	1-1/2	8°	SL-41DC	-
*	1/4	5/8	1/4	2	14°	SL-1DC	SL-3FM
	3/8	1-1/16	1/4	2-13/16	14°	SL-3DC	SL-3FM
		1-1/16	1/4	7-1/16	14°	SL-3L6DC	SL-3L6FM
	1/2	1-1/8	1/4	3-1/64	14°	SL-4DC	SL-4FM
		1-1/8	1/4	7-1/8	14°	SL-4L6DC	SL-4L6FM

* Solid Carbide • *Carburo Solido

Fractional Products
Productos Fraccional

SM BURS - POINTED CONE SHAPE

Limas Rotativas Fraccional SM - Forma De Punta Conica



Non-Ferrous
N Alumacuts recommended for non-ferrous materials

Cast Iron **K** Titanium **S** Stainless **M** Steel **P** Hardened **H**



Doublecut



Long Shank

Length Key (K)

Standard Long * Solid Carbide

Quick Ship Items

	OD	LOC	SHK	OAL	Inclusive Angle	Cut Type	
	D1	L1	D2	L2	Deg	Doublecut	Chipbreaker
*	1/8	11/32	1/8	1-1/2	12°	SM-41DC	SM-41CB
*	1/4	1/2	1/4	2	14°	SM-1DC	SM-1CB
	3/8	5/8	1/4	2-1/2	28°	SM-4DC	SM-4CB
	1/2	7/8	1/4	2-5/8	28°	SM-5DC	SM-5CB
		7/8	1/4	6-7/8	28°	SM-5L6DC	SM-5L6CB

* Solid Carbide • *Carburo Solido

Fractional Products
Productos Fraccional

Email: sales@mastercuttool.com
www.mastercuttool.com






MASTERCUT PREMIER COATINGS

Recubrimientos premium Mastercut

- Speed and Feed increases from 30 to 200 percent
 - Tool life is increased up to 10 times
 - Reduces friction, spindle torque and vibration, providing a better finish
 - Isolates the tool from the part, avoids edge buildup and tool cratering
 - Reduces or eliminates coolant requirements
 - Repeatable, stable performance between batches
-
- Velocidad y avance aumenta de 30 a 200 por ciento
 - La vida de la herramienta aumenta hasta 10 veces
 - Reduce la fricción, el par del husillo y la vibración, proporcionando un mejor acabado
 - Los aislados de la herramienta de la parte, evita la acumulación de borde y la herramienta de formación de cráteres
 - Reduce o elimina los requisitos de refrigerante
 - Repetible rendimiento, estable entre lotes

MASTERCUT TOOL COATING OPTIONS

• Preferred Coating Use • Recubrimientos Preferido Uso

									
	Materials	PowerT	PowerC	PowerA	PowerZ	PowerNR	PowerN	PowerDLC	PowerRD
1	Aluminum, Low Silicon < 10% Aluminio, Silicion Reducido < 10%				✓			✓	✓
2	Aluminum, High Silicon > 10% Aluminio, Silicion Alto > 10%		✓		✓			✓	✓
3	Copper, Copper Alloys Cobre, Aleaciones de Cobre	✓		✓	✓			✓	
4	Ductile, Malleable Cast Iron Hierro Fundido, Fundicion Maleable Galvanizada	✓	✓	✓	✓	✓	✓		
5	Carbon Steel, 1000 Series Acero Al Carbon, Serie 1000	✓	✓	✓		✓	✓		
6	Alloy Steel, 4 to 9000 Series Aleaciones de Acero, Series 4 A Serie 9000	✓	✓	✓		✓	✓		
7	Tool Steel Acero Para Herramientas	✓	✓	✓		✓	✓		
8	SS Steel, 300 Series Acero SS, Serie 300	✓	✓	✓	✓	✓	✓		
9	SS Steel, 400 Series Acero SS, Serie 400	✓	✓	✓	✓	✓	✓		
10	SS PH Series Serie SS PH	✓	✓	✓	✓	✓	✓		
11	Titanium, Titanium Alloys Titanio, Aleaciones de Titanio	✓	✓	✓	✓	✓	✓		
12	Nickel, Nickel Alloys, Cobalt Niquel, Aleaciones de Niquel, Cobalto	✓		✓		✓	✓		
13	Wood, Paper Madera, Papel			✓	✓			✓	
14	Composites, Plastics Materiales Compuestos, Plasticos	✓		✓	✓		✓	✓	✓
15	Graphite Grafito							✓	✓
16	Fiberglass Fibras de Vidrio		✓	✓	✓			✓	✓

COATINGS

MASTERCUT TOOL COATING OPTIONS

Our Available Coatings



PowerT (Titanium Nitride, TiN) (append -2)*

Color: Gold
Vickers Hardness: Approximately 2,300 Vickers
General purpose, entry level over uncoated carbide



PowerC (Titanium Carbon Nitride, TiCN) (append -3)*

Color: Ranges from slight violet to brown-gray
Vickers Hardness: Approximately 3,000 Vickers
Used on ferrous, non-ferrous and non-magnetic stainless steel
Good abrasion resistance, low heat resistance, for applications requiring low RPMs and high thrust




PowerA (Aluminum Titanium Nitride, AlTiN) (append -1)*

Color: Dark Gray
Vickers Hardness: Approximately 3,600 Vickers
Nickel Alloys, Stainless Steel, Hardened Steels, Tool Steels, Cast Iron
An excellent broad spectrum grade. May be run in dry or minimum quantity lubrication applications, where heat can be a problem. Also handles light chip loads very well



PowerZ (Zirconium Nitride, ZrN) (append -4)*

Color: Dull Gold
Vickers Hardness: Approximately 2,800 Vickers
Outstanding on aluminum, including high silica aluminum. Can also be used on cast iron, stainless steels, titanium



PowerN (nACo) nano-composite (nc-AlTiN)/(a-Si³N⁴) (append -5)*

Color: Varying hues of blue and red
Vickers Hardness: approximately 4,500 Vickers
Outstanding performance in superalloys, hard material machining, and high heat applications.



PowerNR (nACRo) nano-composite (nc-AlCrN/a-Si³N⁴)(append -8)*

Color: gray
Vickers Hardness: 4,000 Vickers
Outstanding in high heat applications, better resistance to shock and chipping than nACo, for tough, aggressive cutting applications.



PowerDLC (Diamond Like Carbon)(append -6)*

Color: variable gray to black
Vickers Hardness: approximately 4,000 Vickers
Non-ferrous metals, high silicone aluminum, copper, plastic, graphite, fiberglass or reinforced plastics
Can be applied to any carbide substrate



PowerRD (Real Diamond)(append -7)*

Color: variable gray to black
Vickers Hardness: approximately 8,000 Vickers
Non-ferrous, metals, aluminum, graphite, green ceramics, and composites
Requires 6% cobalt carbide for application

* **append -#** indicates that this coating is applied to uncoated tool part number

Nuestros Revestimientos Disponibles

PowerT (Nitruro de titanio, TiN) (anexar -2) *

Color: Dorado
Dureza Vickers: aproximadamente 2.300 Vickers
Propósito general, de nivel de entrada en carburo sin recubrimiento

PowerC (Titanio Carbono nitruro, TiCN) (anexar -3) *

Color: varía de leve violeta a marrón-gris
Dureza Vickers: aproximadamente 3.000 Vickers
Utilizado en acero inoxidable ferrosos, no ferrosos y no magnético
Buena resistencia a la abrasión, baja resistencia al calor, para aplicaciones que requieren bajas revoluciones y alto empuje

PowerA (Aluminio nitruro de titanio, AlTiN) (anexar -1) *

Color: gris oscuro
Dureza Vickers: aproximadamente 3.600 Vickers
Aleaciones de níquel, acero inoxidable, endurecido Aceros, Aceros de herramientas, hierro fundido
Un excelente grado de amplio espectro. Podrán utilizarse en aplicaciones de lubricación cantidad secos o mínimos, donde el calor puede ser un problema. También maneja cargas de chips de luz muy bien

PowerZ (Circonio nitruro, ZrN) (anexar -4) *

Color: oro mate
Dureza Vickers: aproximadamente 2.800 Vickers
Sobresaliente en aluminio, incluyendo aluminio de alta sílice. También se puede utilizar en hierro fundido, acero inoxidable, titanio

PowerN (nACo) nano-compuesto (nc-AlTiN) / (a-Si³N⁴) (anexar -5) *

Color: varios tonos de azul y rojo.
Dureza Vickers: aproximadamente 4.500 Vickers
Excelente rendimiento en superaleaciones, mecanizado material duro, y de mucho calor.

PowerNR (nACRo) nano-compuesto (nc-AlCrN / a-Si³N⁴) (anexar -8) *

Color: gris
Dureza Vickers: 4000 Vickers
Sobresaliente en aplicaciones de alta temperatura, mayor resistencia a los golpes y astillado de Naco, para aplicaciones de corte agresivas difíciles.

PowerDLC (Diamond-like carbon) (anexar -6) *

Color: gris variable en negro
Dureza Vickers: aproximadamente 4.000 Vickers
Metales no ferrosos, aluminio de alta silicón, cobre, plástico, grafito, fibra de vidrio o plásticos reforzados
Se puede aplicar a cualquier sustrato de carburo

PowerRD (Real Diamante) (anexar -7) *





Color: gris variable en negro
Dureza Vickers: aproximadamente 8.000 Vickers
Metales, aluminio, grafito, cerámicas verdes no ferrosos
Requiere 6% de carburo de cobalto para su aplicación

* Anexar - # indica que este revestimiento se aplica al número de pieza de herramientas sin recubrimiento

TECHNICAL INFORMATION

Information Tecnica

- **MAP**
- **CNC 1st**
- **ISO**
- **Coatings**
- **Trouble Shooting Guide**
- **Speeds and Feeds**






Mastercut Tool Corp.

Quality Processes

YOUR PREMIER SOURCE FOR THE HIGHEST QUALITY CUTTING TOOLS FOR MORE THAN A QUARTER CENTURY!

From 1985 to the present, the values and ideals of Mastercut Tool Corp. remain steady. We will work relentlessly to continuously improve and provide you with excellence. We are known worldwide for many unique high performance tools engineered in our Florida facilities. Our AxMill, V4, V5, and F45 are just a few products that make Mastercut Tool Corp. your choice for increasing production and reducing costs.



ISO 9001:2015

In 2003, Mastercut Tool Corp. successfully achieved registration under ISO 9001:2000 and has maintained our quality system to our current ISO 9001:2015 certification. We maintain these strict standards and Lean/Six Sigma practices to further guarantee that every tool you buy from Mastercut Tool Corp. is of the highest quality.

The "MAP" to Your Success!

Our continuous improvement has led us to a process that gives you unmatched, consistent quality. That process is our unique MAP Technology! Mastercut Automated Production is our exclusive method of standardization and quality repeatability. The MAP combines technology, skill, and rigid processes to provide you with the most precise products that money can buy, batch to batch and year to year.

Our MAP...your map to success!



CNC 1st Team

Customers' Needs Come First! This is what truly matters to us. To ensure you the fastest possible service, we have assembled simulation, engineering, production scheduling, customer service, and inventory personnel into one unit. They collaborate on any and all special requests from you, the moment your request is received. They are dedicated and qualified to assist you with solutions, fast!

Mastercut's Superior Carbide Blend – A-Gr-SiV (Active Grain Sized Volume)

Our superior tungsten carbide gives you the ability to be aggressive when you need to be. Growth inhibitors in our submicron carbide blanks maintain the most consistent grain size available, giving you superior hardness AND toughness.

SUCCESS

At Mastercut Tool, we take great pride in our high quality control standards and in the accomplishments of your customers using our superior quality tools. Therefore, our bottom line is:

Your customers' success with our products is the measure of our success!



Procesos de Calidad

¡SU FUENTE PRINCIPAL DE HERRAMIENTAS DE MÁXIMA CALIDAD POR MÁS DE UN CUARTO DE SIGLO!

Desde 1985 hasta la actualidad, los valores e ideales de Mastercut Tool Corp. se han mantenido constantes. Trabajamos incansablemente para mejorar de forma continua proveyendo siempre lo mejor. Somos conocidos mundialmente por nuestra variada gama de fabricación de herramientas únicas de alto rendimiento, producidas en nuestras instalaciones en Florida. Nuestros AxMill, V4, V5 y F45 son tan solo algunos productos que hacen de Mastercut Tool Corp. su elección para aumentar la producción y reducir los costos.



ISO 9001:2015

En 2003, Mastercut Tool Corp., alcanzó exitosamente la certificación ISO 9001:2000 y ha mantenido nuestro sistema de calidad en nuestra certificación actual de ISO 9001:2015. Mantenemos estos estándares estrictos para continuar garantizando que cada herramienta que compra de Mastercut Tool Corp., tenga la máxima calidad.

¡EL "MAPA" para su éxito!

Nuestra continua mejoría nos ha guiado hacia un proceso que le otorga una calidad inigualable y consistente. ¡Ese proceso es nuestra incomparable tecnología MAP! La producción automatizada de Mastercut es nuestro método exclusivo de estandarización y continua repetición de calidad. Nuestra MAP combina tecnología, habilidad y procesos rígidos para proporcionarle los productos más precisos que el dinero puede comprar, lote tras lote y año tras año.

Nuestra tecnología MAP...¡es su mapa al éxito!



1º Equipo CNC

¡Las necesidades del cliente son la prioridad! Es lo que realmente nos importa. Para asegurarle el servicio más rápido posible, hemos reunido ingenieros de simulación, ingeniería, programación de producción e inventario en una unidad donde pueden colaborar con todas sus solicitudes en el momento que recibimos su petición. ¡Son dedicados y calificados para ayudarle con soluciones rápidas!

La mezcladora superior de carburo de Mastercuts-A-Gr-SiV (Volumen del tamaño del grano activo)

Nuestro carburo tungsteno superior le proporciona la habilidad de ser agresivo cuando necesita serlo. Los inhibidores de crecimiento en nuestras barras de carburo submicrograno mantiene el tamaño del grano disponible más consistente, otorgándole dureza y resistencia superiores.

ÉXITO En Mastercut Tool estamos orgullosos de nuestros altos estándares de control de calidad y el logro de que sus clientes usen nuestras herramientas de calidad superior. Es por esto que nuestra conclusión es:

¡El éxito de sus clientes con nuestros productos es la forma de medir nuestro éxito!

TECHNICAL INFORMATION FOR AXMILLS

Información Técnica Para Axmills • Sugerencia Axial / Carga Radial

• Work Material • matériel de travail	Type of Cut	Axial DOC	Radial DOC	Flutes
• Aluminum Alloys 2024, 6061, 7075 • Alliages d'aluminium 2024, 6061, 7075	1	1xD	1xD	2
	2	1xD	.75xD	3
	3	1.5xD	.01xD	3
• High Silicon Aluminum A380, A390 • Aluminium A380, A390 à forte teneur en silicium	1	.5xD	1xD	3
	2	1xD	.5xD	3
	3	1.5xD	.01xD	3
• Magnesium Alloys • Alliages de magnésium	1	1xD	1xD	2
	2	1xD	.75xD	3
	3	1.5xD	.01xD	3
• Copper Alloys, Brass, Bronze • Alliages de cuivre, Laiton, Bronze	1	.75xD	1xD	2
	2	1xD	.75xD	3
	3	1.5xD	.01xD	3
• Composites Plastics and Fiberglass • Composites plastiques et fibre de verre	1	1xD	1xD	3
	2	1xD	.75xD	3
	3	1.5xD	.01xD	3

Type of Cut		
1	Slotting	Ranurado
2	Roughing	Desbastado
3	Finishing	Acabado

TECHNICAL INFORMATION

TECHNICAL INFORMATION FOR HP DRILLS

Informacion Tecnica Para las Brocas HP

Tabla de Velocidad de Avance (Revoluciones por mm)

ø mm	Feed Rate Code (mm per Revolution)								
	1	2	3	4	5	6	7	8	9
3	0.025	0.381	0.051	0.076	0.076	0.102	0.127	0.152	0.152
4	0.051	0.051	0.076	0.076	0.102	0.127	0.152	0.203	0.203
5	0.051	0.051	0.076	0.076	0.102	0.127	0.152	0.203	0.254
6	0.051	0.076	0.076	0.102	0.127	0.152	0.203	0.254	0.318
8	0.076	0.076	0.102	0.102	0.152	0.203	0.254	0.318	0.318
10	0.076	0.102	0.102	0.152	0.203	0.254	0.318	0.406	0.406
12	0.102	0.102	0.127	0.178	0.203	0.254	0.318	0.406	0.508
16	0.102	0.127	0.178	0.203	0.254	0.318	0.406	0.508	0.635
20	0.127	0.152	0.203	0.254	0.318	0.406	0.508	0.635	0.635

MASTERCUT TROUBLESHOOTING GUIDES

Guia de Solucion General de Fallas Mastercut

Solid Carbide Endmills		
Challenge	Cause	Corrective Action
Chattering	Incorrect Feed Rate	Reduce feed rate 10%
	Incorrect Speed	Check recommendations, adjust accordingly
	Low Tool Holder Rigidity	Replace tool holder with more rigid tool holder
	Low Machine Tool Spindle Rigidity	Utilize machine with larger spindle
	Relief Angle Too Steep	Switch to tool with less relief or regrind tool to reduce angle
	Low Work Piece Rigidity	Tighten or improve work piece holding method
	Depth of Cut	Reduce depth of cut
	Incorrect Tool Cut Length	Use shorter flute length and/or place tool shank deeper in tool holder
	Bad Collet	Replace collet
	Tool Too Sharp	Reduce feed rate 10% for initial cut to break in tool
Breakage	Incorrect Feed Rate	Reduce feed rate
	Incorrect Depth of Cut	Reduce depth of cut
	Incorrect Tool Cut Length	Use shorter flute length - Place tool shank deeper in tool holder
	Incorrect Tool Overall Length	Use shorter tool or place tool shank deeper in tool holder
	Tool Wear	Replace tool or sharpen tool at earlier stage
	Chip Impaction	Increase coolant flow
Chipping	Incorrect Feed Rate	Reduce feed rate
	Improper Tool Break In	Reduce feed rate 10% for initial cut to break in tool
	Incorrect Feed Direction	Change cut path to climb milling
	Chatter	See recommendations for correcting chatter
	Low Tool Holder Rigidity	Replace tool holder with higher rigidity tool holder
	Low Machine Tool Spindle Rigidity	Utilize machine with larger spindle
	Low Work Piece Rigidity	Tighten or improve work piece holding method
	Tool Too Sharp	Reduce feed rate 10% for initial cut to break in tool
	Loose Tool Holder	Clean and tighten tool holder
	Loose End Mill	Tighten tool holder
	Incorrect Speed	Check recommendations and adjust accordingly
Lack of Hone	Hone cutting edge	
Wear	Incorrect Speed	Check recommendations and adjust accordingly
	Incorrect Feed Rate	Reduce or increase feed rate
	Incorrect Feed Direction	Change cut path to climb milling
	Hard Material	Use tool designed for hard material - Use coated tools
	Chip Impaction	Increase coolant volume - Increase coolant pressure
	Poor Coolant Condition	Replace coolant or correct mix ratio
	Short Tool Life	Use tool designed for work piece material - Use coated tools
	Incorrect Tool Geometry	Utilize tool recommended for work piece material
Chip Impaction	Incorrect Feed Rate	Reduce feed rate
	Incorrect Speed	Check recommendations and adjust accordingly
	Incorrect Tool Geometry	Utilize tool recommended for work piece material
	Insufficient Coolant	Increase coolant volume - Increase coolant pressure

MASTERCUT TROUBLESHOOTING GUIDES

Guia de Solucion General de Fallas Mastercut

Solid Carbide Endmills		
Challenge	Cause	Corrective Action
Poor Surface Finish	Incorrect Feed Rate	Reduce feed rate
	Incorrect Speed	Check recommendations and adjust accordingly
	Tool Wear	Replace tool or sharpen tool at earlier stage
	Incorrect Depth of Cut	Reduce depth of cut
	Chip Impaction	Increase coolant volume - Increase coolant pressure
	End Cut Smearing	Grind tool with wiper flat
	Incorrect Tool Geometry	Utilize tool recommended for work piece material
Burring	Tool Wear	Replace tool or sharpen tool at earlier stage
	Incorrect Feed Direction	Change cut path to climb milling
	Incorrect Speed	Check recommendations and adjust accordingly
	Incorrect Feed Rate	Reduce feed rate
	Incorrect Depth of Cut	Reduce depth of cut
	Incorrect Tool Geometry	Utilize tool recommended for work piece material
Dimensional Inaccuracy	Tool Deflection	Reduce tool length of cut - Place tool deeper in tool holder
	Incorrect Tool Geometry	Utilize tool recommended for work piece material
	Low Tool Holder Rigidity	Replace tool holder with more rigid tool holder
	Low Machine Tool Spindle Rigidity	Utilize machine with larger spindle - Tighten tool holder
	Low Work Piece Rigidity	Tighten or improve work piece holding method
	Bad Collet	Replace collet
	Machine Tool/Work Piece Set Up	Check for proper angular set up

Solid Carbide Drills		
Challenge	Cause	Corrective Action
Drill Point Chipping	Incorrect Feed Rate	Lower feed rate
	Incorrect Speed Rate	Check speed recommendations, adjust accordingly
	Incorrect Tool Cut Length	Use shorter tool - place tool shank deeper in tool holder
	Low Work Piece Rigidity	Tighten or improve work piece holding method
	Loose Tool	Tighten or replace tool holding method
	Poor Coolant Conditions	Replace coolant or correct mix ratio
Chisel/Point Center Breakage	Incorrect Initial Feed Rate	Lower initial feed rate 30%
	Poor Work Piece Surface Condition	Grind or clean work piece surface
	Drill Point Off Center	Re-point drill, check set up in tool holder
	Insufficient Drill (web) Thinning	Re-point and thin drill point
Breakage/ Chipping at Outer Cutting Edge	Incorrect Feed Rate	Lower feed rate
	Incorrect Speed Rate	Check speed recommendations, adjust accordingly
	Low Work Piece Rigidity	Tighten or improve work piece holding method
	Low Tool Holding Strength	Tighten tool holder or use end mill holder
	Poor Tool Set Up - Concentricity	Minimize runout to less than .001"
	Poor Coolant Conditions	Replace coolant or correct mix ratio
	Incorrect Tool Cut Length	Use shorter tool - place tool shank deeper in tool holder
Tool Wear Life	Incorrect Speed Rate	Check speed recommendations, adjust accordingly
	Poor Coolant Conditions	Replace coolant or correct mix ratio
	Improper Drill Point	Re-point drill or use recommended drill point for material
	Abrasive/Tough Work Piece Material	Use coated tool (Check recommendations for coating)

MASTERCUT TROUBLESHOOTING GUIDES

Guia de Solucion General de Fallas Mastercut

Solid Carbide Drills		
Challenge	Cause	Corrective Action
Tool Breakage	Inconsistent Feed Rate	Maintain constant feed rate
	Incorrect Feed Rate	Lower feed rate
	Poor Tool Set Up - Concentricity	Minimize runout to less than .001"
	Low Tool Holding Strength	Tighten tool holder or use end mill holder
	Incorrect Tool	Check recommendations for proper drill and drill point
	Poor Coolant Conditions	Replace coolant or correct mix ratio
	Low Work Piece Rigidity	Tighten or improve work piece holding method
Outside Margin Damage / Wear	Poor Tool Set Up - Concentricity	Minimize runout to less than .001"
	Incorrect Tool Selection	Use recommended drill/drill point for work piece material
	Poor Coolant Conditions	Replace coolant or correct mix ratio
	Insufficient Coolant	Increase coolant volume - Increase coolant pressure
	Chip Packing	Increase coolant volume - Increase coolant pressure
Outside Margin Damage / Wear (cont.)	Low Work Piece Rigidity	Tighten or improve work piece holding method
	Loose Tool	Tighten or replace tool holding method
	Incorrect Feed Rate	Lower feed rate
	Incorrect Speed Rate	Check speed recommendations adjust accordingly
Chip Impaction	Incorrect Speed Rate	Typically increase speed, check speed recommendations
	Incorrect Feed Rate	Typically increase feed recommendations
	Poor Coolant Conditions	Replace coolant or correct mix ratio
	Insufficient Coolant	Increase coolant volume - Increase coolant pressure
	Incorrect Tool	Check recommendations for proper drill and drill point
Long/Stringy Chips	Incorrect Feed Rate	Typically increase feed, check feed recommendations
	Incorrect Point Angle	Regrind Point to recommended angle, Replace drill
	Edge Sharpness	Hone cutting edge, use pre-honed drill
	Inconsistent Feed Rate	Maintain constant feed rate - Peck Drill to change feed rate
Poor Surface Finish	Incorrect Speed Rate	Typically increase speed, check speed recommendations
	Incorrect Feed Rate	Lower feed rate
	Poor Coolant Conditions	Replace coolant or correct mix ratio
	Tool Wear	Regrind or Replace drill
Hole Accuracy	Edge Sharpness	Hone cutting edge, use pre-honed drill
	Incorrect Tool	Check recommendations for proper drill and drill point
	Edge Sharpness	Hone cutting edge, use pre-honed drill
	Incorrect Tool Cut Length	Use shorter tool - place tool shank deeper in tool holder
	Tool Size Accuracy	Replace tool
Tool Deflection	Poor Work Piece Surface Condition	Grind or clean work piece surface
	Incorrect Tool Cut Length	Use shorter tool - place tool shank deeper in tool holder
	Uneven Drill Point	Regrind drill point
	Incorrect Point Angle	Regrind Point to recommended angle, Replace drill
	Uneven Work Surface	Use self centering drill point or spot drill
Vibration/Noise	Edge Sharpness	Hone cutting edge, use pre-honed drill
	Incorrect Tool Cut Length	Use shorter tool - place tool shank deeper in tool holder
	Incorrect Point Angle	Regrind Point to recommended angle, Replace drill
	Inconsistent Feed Rate	Maintain constant feed rate - Peck Drill to change feed rate
	Incorrect Speed Rate	Check speed recommendations adjust accordingly
	Low Tool Holding Strength	Tighten tool holder or use end mill holder

TROUBLESHOOTING GUIDE AND SOLUTION KEYS

Guia De Solucion General De Fallas

Carbide Burs - Possible Causes and Solutions

Challenge Reto	Excessive Force	Heat From Rubbing Shank	Dull Flutes	Seized In/Against Workpiece	Tool Dropped	Poor Location in Collet	Worn Handpiece Bearings	Bent Shank	Poor Working Stability	Use Coarser Geometry	Use Finer Geometry	Use Double Cut or Chip Breaker Geometry	Soft Material - Lighten Feed	Increase RPMs	Decrease RPMs	Avoid Diamond Cut	Use Anti-stick compound	Faster Feed Rate	Slower Feed	Abrasive Material	Poor Set-Up	Failure To Support / Engage Prior to RPM
Language Keys	1.	2.	3.	4.	5.	6.	7.	8.	9.	10.	11.	12.	13.	14.	15.	16.	17.	18.	19.	20.	21.	22.
A. Braze Failure	X	X	X	X	X																	
B. Poor Hand Control						X	X	X	X		X	X									X	
C. Chipping				X	X				X					X								X
D. Carbide Fracture				X	X				X													X
E. Plugging										X			X				X					
F. Handpiece Vibration														X	X			X	X		X	
G. Poor Workpiece Finish						X	X	X	X		X			X	X			X			X	
H. Poor Tool Life		X	X			X	X	X	X					X	X	X		X	X	X	X	
J. Lack of Available Handpiece RPMs												X		X								
K. Work Hardening of Workpiece	X		X							X		X			X				X			
L. Bent Shanks of Long Series Burs																					X	X

A.	Defecto de Soldadura
B.	Pobre Control Manuel
C.	Viruta
D.	Fractura de el Carburo
E.	Obstruido
F.	Portaherramienta Vibracion
G.	Pobre Acabado En La Pieza de Trabajo
H.	Pobre Rendimiento de la Herramienta
J.	Falta de Disponibilidad Portaherramientas RPMs
K.	Endurecimiento de Pieza de Trabajo
L.	Zancos Doblados en La Serie de Limas Rotativas Largas

1.	Fuerza Excesiva
2.	Calentamiento Por Friccion de el Zanco
3.	Filos Gastados
4.	Agarrado en / Contra la Pieza de Trabajo
5.	Herramienta Caida
6.	Pobre Ubicacion en La Pinza de Sujecion
7.	Rodamiento de el Portaherramientas Desgastado
8.	Zanco Doblado
9.	Pobre estabilidad en el espacio de trabajo
10.	Utilize Geometria Guesa
11.	Utilize Geometria Fina

12.	Utilize Doble Corte O Viruta Geometria Interrumpida
13.	Material Suave - Alivie Alimentacion
14.	Aumento RPMs (Revoluciones Por Minuto)
15.	Disminuir RPMs (Revoluciones Por Minuto)
16.	Evitar Corte de Diamante
17.	Utilize Compuesto Antipegajoso
18.	Mayor Velocidad de Avance
19.	Avance Lento
20.	Material Abrasivo
21.	Pobre Instalacion
22.	Falla de Soporte / Entablar RPM Anterior

TECHNICAL INFORMATION MATERIALS GROUPINGS

Informacion Tecnica Para Grupos de Materiales

Material Group	Material Type	Hardness	BS	EN & Other Standards
Steel				
1.1	Magnetic soft steel	< 120 B	230M07, 050A12	EN1, EN2 Leadloy
1.2	Structural, case carburising	< 200 B	060A35, 080M40, 4360-50B	EM3A, 4,6,7,8, EN207, S62
1.3	Plain carbon steel	< 250 B	080M46, 080A62	EN9, 10, 43, S70
1.4	Alloy Steel	< 250 B	708M40/42, 817M40, 534A99, BM2, BT42	"EN16,17, 19(R,S) EN31, S2-10-1-8 (Soft)"
1.5	Alloy steel, hardened/tempered steel	350	B01, BM2, BT42, 826M40, 830M32	"EN24, 25,26(T,U,V) S95, S97, S98 (annealed)"
1.6	Alloy steel, hardened/tempered steel	> 350 B	801, 826M40, 830M31	EN25, 26, 27,(W,X,Z) S97, S98, (H&T)
1.7	Alloy steel, hardened	49-55 C	B01, BD3, BH13	
1.8	Alloy steel, hardened	55-60 C	BM2, BH13	
1.9	Alloy steel, hardened	>60C		
Stainless Steel				
2.1	Free Machining Stainless	< 250 B	303 S21 416 S37	EN56, EN60
2.2	Austenetic	< 250 B	304 S15, 321 S17 316 S, 320 S12	EN80, EN58 + EN8J, 316
2.3	Ferritic + Austenetic, Martensitic	< 300 B	317 S16, 316 S16	EN58 b,e,t,j, Duplex alloys
2.4	Precipitation Hardened	< 300 B		
Cast Iron				
3.1	Lamellar graphite	< 150	grade 150, grade 400	Cast iron Soft
3.2	Lamellar graphite	>150<300	grade 200, grade 400	Cast iron Hard
3.3	Nodular graphite, malleable cast iron	< 200	420/12, P440/7 700/2. 30g/72	S.G. iron Mehanite Black & White Heart
3.4	Nodular graphite, malleable cast iron	>200<300	420/12, P440/7 700/2, 30g/72	S.G. iron Mehanite Black & White Heart
Titanium				
4.1	Unalloyed	< 200	TA1-9	Ti 99.0
4.2	Alloyed	< 270	TA10-14, TA17, TA28	Ti 2AL
4.3	Alloyed	>270<350	TA10-13, TA28	Ti AL
Nickel				
5.1	Unalloyed	< 150	NA 11, NA 12	Nickel 200, Nickel 270
5.2	Alloyed	< 270	HR203 3027-76	"Nimonic 75, Hastelloy C Monel 400, Inconel 600 Haynes Alloys 263"
5.3	Alloyed	>270<350	HR8 HR401, 601	Inconel 718, Waspalloy, Nimonic 80, Rene 41
Copper				
6.1	Copper	< 100	C101	Commercially pure
6.2	β Brass, Bronze	< 200	CZ120, CZ109, PB104	2.1030, 2.1080
6.3	γ-Brass	< 200	CZ108, CZ106	
6.4	High Strength Bronze	< 470	AB1 type	Ampco 18, Ampco 26
Aluminum, Magnesium				
7.1	Al,Mg, unalloyed	< 100	LMO, 1B, (1050A)	Magnesium Extruded Aluminium
7.2	Al alloyed, Si<0.5%	< 150	LM5, 10, 12, N4 (5251)	Low Silicon wrought & cast Aluminium
7.3	Al alloyed, Si>0.5%<10%	< 120	"LM2, 4, 16, 21, 22, 24, 25, 26,27, L109"	Silicon Alluminium
7.4	Al alloyed, Si>10%	< 120	LM6, 12, 13, 20, 28, 29, 30	Higi Silicon Alluminium
Synthetic Materials				
8.1	Thermoplastics	n/a	Polystyrene, Nylon, PVC Cellulose Acetate & Nitrate	Nylon, Hostalen Makrolon
8.2	Thermosetting plastics	n/a	Ebonite, Tufnol, Bakelite	Bakelite, Pertinax
8.3	Reinforced plastic materials	n/a	Kevlar, Printed circuit board	CFK, GFK, AFK
Hard Materials				
9.1	Cermets (Metal-ceramics)	< 550		

TECHNICAL INFORMATION FOR ENDMILLS













Informacion Tecnica Para Fresas de Carburo

Suggested Endmill Starting Feed Per Tooth											
Cutting Diameter	0.4-1 mm	1-2mm	3mm	4mm	5mm	6mm	7-8mm	9-10mm	11-15mm	16-20mm	25mm
Material Group	vc m/min										
1.1	0.010	0.014	0.017	0.021	0.025	0.030	0.045	0.055	0.070	0.090	0.130
1.2	0.010	0.014	0.017	0.021	0.025	0.030	0.045	0.055	0.070	0.090	0.130
1.3	0.010	0.014	0.017	0.021	0.025	0.030	0.045	0.055	0.070	0.090	0.130
1.4	0.010	0.014	0.017	0.021	0.025	0.030	0.045	0.055	0.070	0.090	0.130
1.5	0.008	0.010	0.013	0.016	0.018	0.022	0.030	0.038	0.052	0.060	0.100
1.6	0.008	0.010	0.013	0.016	0.018	0.022	0.030	0.038	0.052	0.060	0.100
1.7	0.008	0.010	0.013	0.016	0.018	0.022	0.030	0.038	0.052	0.060	0.100
1.8	0.008	0.010	0.013	0.016	0.018	0.022	0.030	0.038	0.052	0.060	0.100
1.9											
2.1	0.008	0.010	0.013	0.016	0.018	0.022	0.030	0.038	0.052	0.075	0.100
2.2	0.008	0.010	0.013	0.016	0.018	0.022	0.030	0.038	0.052	0.075	0.100
2.3	0.008	0.010	0.013	0.016	0.018	0.022	0.030	0.038	0.052	0.075	0.100
2.4											
3.1	0.012	0.018	0.022	0.027	0.035	0.045	0.060	0.075	0.095	0.130	0.150
3.2	0.012	0.018	0.022	0.027	0.035	0.045	0.060	0.075	0.095	0.130	0.150
3.3	0.010	0.014	0.017	0.021	0.025	0.030	0.045	0.055	0.070	0.090	0.130
3.4	0.010	0.014	0.017	0.021	0.025	0.030	0.045	0.055	0.070	0.090	0.130
4.1	0.010	0.014	0.017	0.021	0.025	0.030	0.045	0.055	0.070	0.090	0.130
4.2	0.010	0.014	0.017	0.021	0.025	0.030	0.045	0.055	0.070	0.090	0.130
4.3	0.008	0.010	0.013	0.016	0.018	0.022	0.030	0.038	0.052	0.075	0.100
5.1	0.008	0.010	0.013	0.016	0.018	0.022	0.030	0.038	0.052	0.075	0.100
5.2	0.008	0.010	0.013	0.016	0.018	0.022	0.030	0.038	0.052	0.075	0.100
5.3	0.008	0.010	0.013	0.016	0.018	0.022	0.030	0.038	0.052	0.075	0.100
6.1	0.012	0.018	0.022	0.027	0.035	0.045	0.060	0.075	0.095	0.130	0.150
6.2	0.012	0.018	0.022	0.027	0.035	0.045	0.060	0.075	0.095	0.130	0.150
6.3	0.012	0.018	0.022	0.027	0.035	0.045	0.060	0.075	0.095	0.130	0.150
6.4	0.008	0.010	0.013	0.016	0.018	0.022	0.030	0.038	0.052	0.075	0.100
7.1	0.012	0.018	0.022	0.027	0.035	0.045	0.060	0.075	0.095	0.130	0.150
7.2	0.012	0.018	0.022	0.027	0.035	0.045	0.060	0.075	0.950	0.130	0.150
7.3	0.012	0.018	0.022	0.027	0.035	0.045	0.060	0.075	0.095	0.130	0.150
7.4	0.012	0.018	0.022	0.027	0.035	0.045	0.060	0.075	0.095	0.130	0.150
8.1	0.012	0.018	0.022	0.027	0.035	0.045	0.060	0.075	0.095	0.130	0.150
8.02	0.012	0.018	0.022	0.027	0.035	0.045	0.060	0.075	0.095	0.130	0.150
8.3	0.012	0.018	0.022	0.027	0.035	0.045	0.060	0.075	0.095	0.130	0.150
9.1	0.010	0.014	0.017	0.021	0.025	0.030	0.045	0.055	0.070	0.090	0.130

- Recommendations based on axial loads of $\leq 1X$ s the cutter diameter for profiling and $.5 X$ s the diameter for slotting. Starting recommendations only.
- Recomendaciones Basadas En Las Cargas Axiales De $\leq 1X$ s De El Diametro De Corte Para Dar Forma & $.5 X$ s El Diametro Para El Ranurado. Recomendacion Solamente Para El Inicio











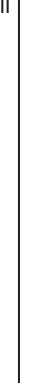



TECHNICAL INFORMATION FOR ENDMILLS

Informacion Tecnica Para Fresas De Carburo

Endmills	2 FL Standard Endmill	3 FL Standard Endmill	4 FL Standard Endmill	2 FL Standard Endmill	3 FL Standard Endmill	4 FL Standard Endmill	2 FL Long Endmill	3 FL Long Endmill	4 FL Long Endmill	2 FL Long Endmill	3 FL Long Endmill	4 FL Long Endmill
												
Series	Uncoated	Uncoated	Uncoated	PowerA	PowerA	PowerA	Uncoated	Uncoated	Uncoated	PowerA	PowerA	PowerA
	300-0,-1, 301-0,-1, 302-0,-1, 303-0,-1, 309-0,-2	300-4,-5, 301-4,-5, 302-4,-5, 303-4,-5, 310-0,-2	300-2,-3, 301-2,-3, 302-2,-3, 303-2,-3, 310-0,-2	300-0,-1, 301-0,-1, 302-0,-1, 303-0,-1, 309-0,-2	300-4,-5, 301-4,-5, 302-4,-5, 303-4,-5, 310-0,-2	300-2,-3, 301-2,-3, 302-2,-3, 303-2,-3, 310-0,-2	304-0,-2,-4,5, -6,-7	305-0,-2,-4,5, -6,-7	306-0,-2,-4,5, -6,-7	304-0,-2,-4,5, -6,-7	305-0,-2,-4,5, -6,-7	306-0,-2,-4,5, -6,-7
Material Group	vc m/min											
1.1	79-122	79-122	79-122	159-244	159-244	159-241	49-71	49-71	49-71	100-138	100-141	100-141
1.2	79-122	79-122	79-122	159-244	159-244	159-241	49-71	49-71	49-71	100-138	100-141	100-141
1.3	61-80	61-80	61-80	121-161	120-161	120-161	35-51	35-51	35-51	70-101	70-101	70-101
1.4	61-80	61-80	61-80	120-161	120-161	120-161	35-51	35-51	35-51	70-101	70-101	70-101
1.5	40-61	40-61	40-61	120-161	120-161	79-161	25-36	25-36	25-36	50-71	50-71	50-71
1.6	20-40	20-40	20-40	41-83	41-83	40-80	16-20	16-20	16-20	31-46	31-46	31-46
1.7				41-83	41-83	40-80				31-46	31-46	31-46
1.8				41-83	41-83	40-80				31-46	31-46	31-46
1.9												
2.1	40-80	40-80	40-80	79-161	79-161	79-161	25-49	25-49	25-49	49-98	49-98	49-98
2.2	31-49	31-49	31-49	61-101	61-101	61-101	20-31	20-31	20-31	40-61	40-61	40-61
2.3	25-40	25-40	25-40	49-80	49-80	49-80	16-25	16-25	16-25	31-49	31-49	31-49
2.4	22-37	22-37	22-37	46-68	46-68	46-68				25-43	25-43	25-43
3.1	49-80	49-80	49-80	100-153	100-153	100-153	35-61	35-61	35-61	70-122	70-122	70-122
3.2	40-71	40-71	40-71	79-141	79-141	79-141	31-49	31-49	31-49	61-101	61-101	61-101
3.3	35-49	35-49	35-49	70-101	70-101	70-101	25-36	25-36	25-36	49-71	49-71	49-71
3.4	25-40	25-40	25-40	49-80	49-80	49-80	20-31	20-31	20-31	40-61	41-61	41-61
4.1	61-101	61-101	61-101	121-199	121-199	121-199	35-61	35-61	35-61	70-121	70-122	70-122
4.2	40-61	40-61	40-61	79-122	79-122	79-122	25-36	25-36	25-36	49-71	50-71	50-71
4.3	20-31	20-31	20-31	40-61	40-61	40-61	16-22	16-22	16-22	31-40	31-40	31-40
5.1	61-101	61-101	61-101	121-199	121-199	121-199	35-61	35-61	35-61	70-121	70-122	70-122
5.2	31-61	31-61	31-61	61-122	61-122	61-122	20-36	20-36	20-36	40-71	40-71	40-71
5.3	20-49	20-49	20-49	40-101	40-101	40-101	16-31	16-31	16-31	31-61	31-61	31-61
6.1	100-202	100-202	100-202	197-412	197-412	197-412	61-122	61-122	61-122	121-244	197-244	197-244
6.2	129-171	129-171	129-171	257-351	257-351	257-351	100-122	100-122	100-122	200-244	197-244	197-244
6.3	129-171	129-171	129-171	257-351	257-351	257-351	100-122	100-122	100-122	200-244	197-244	197-244
6.4	22-49	22-49	22-49	50-101	50-101	50-101	20-36	20-36	20-36	40-71	41-71	41-71
7.1	151-458	151-458					100-305	100-305				
7.2	151-458	151-458					100-305	100-305				
7.3	40-80	40-80					31-61	31-61				
7.4	35-49	35-49					25-36					
8.1	79-159	79-159					61-122	61-122				
8.2	70-130	70-130					50-101	50-101				
8.3	70-130	70-130					50-101	50-101				
9.1	4-8	4-8	4-8	8-16	8-16	8-16						













SPEEDS AND FEEDS FOR MATERIAL APPLICATIONS

Velocidades y Avances Para las Aplicaciones de Materiales

2 FL X-Long Endmill	3 FL X-Long Endmill	4 FL X-Long Endmill	2 FL X-Long Endmill	3 FL X-Long Endmill	4 FL X-Long Endmill	2 FL Square End, Minimill	2 FL Ball End, Minimill	4 FL Square End, Minimill	4 FL Ball End, Minimill	2 FL Square End, Minimill	2 FL Ball End, Minimill	4 FL Square End, Minimill	4 FL Ball End, Minimill
													
Uncoated	Uncoated	Uncoated	PowerA	PowerA	PowerA	Uncoated	Uncoated	Uncoated	Uncoated	PowerA	PowerA	PowerA	PowerA
315-0,-2,-4	316-0,-2,-4	317-0,-2,-4	315-0,-2,-4	316-0,-2,-4	317-0,-2,-4	307-1	307-0	307-5	307-4	307-1	307-0	307-5	307-4
vc m/min													
32-51	32-51	32-51	64-71	64-71	64-71	79-122	79-122	79-122	79-122	159-244	159-244	159-244	159-244
32-51	32-51	32-51	64-71	64-71	64-71	79-122	79-122	79-122	79-122	159-244	159-244	159-244	159-244
25-33	25-33	25-33	49-65	49-65	49-65	61-80	61-80	61-80	61-80	121-161	121-161	121-161	121-161
25-33	25-33	25-33	49-65	49-65	49-65	61-80	61-80	61-80	61-80	120-161	120-161	120-161	120-161
17-25	17-25	17-25	34-49	34-49	34-49	40-61	40-61	40-61	40-61	120-161	120-161	120-161	120-161
10-17	10-17	10-17	19-34	19-34	19-34	20-40	20-40	20-40	20-40	41-83	41-83	41-83	41-83
			16-33	16-33	16-33					41-83	41-83	41-83	41-83
			16-33	16-33	16-33					41-83	41-83	41-83	41-83
16-33	16-33	16-33	31-65	31-65	31-65	40-80	40-80	40-80	40-80	79-161	79-161	79-161	79-161
13-22	13-22	13-22	25-43	25-43	25-43	31-49	31-49	31-49	31-49	61-101	61-101	61-101	61-101
11-16	11-16	11-16	23-31	23-31	23-31	25-40	25-40	25-40	25-40	49-80	49-80	49-80	49-80
			20-28	20-28	20-28	22-37	22-37	22-37	22-37	46-68	46-68	46-68	46-68
20-33	20-33	20-33	40-65	40-65	40-65	49-80	49-80	49-80	49-80	100-153	100-153	100-153	100-153
16-28	16-28	16-28	31-55	31-55	31-55	40-71	40-71	40-71	40-71	79-141	79-141	79-141	79-141
14-20	14-20	14-20	28-40	28-40	28-40	35-49	35-49	35-49	35-49	70-101	70-101	70-101	70-101
10-16	10-16	10-16	19-31	19-31	19-31	25-40	25-40	25-40	25-40	49-80	49-80	49-80	49-80
25-40	25-40	25-40	49-80	49-80	49-80	61-101	61-101	61-101	61-101	121-199	121-199	121-199	121-199
17-25	17-25	17-25	34-49	34-49	34-49	40-61	40-61	40-61	40-61	79-122	79-122	79-122	79-122
8-13	8-13	8-13	16-25	16-25	16-25	20-31	20-31	20-31	20-31	40-61	40-61	40-61	40-61
25-40	25-40	25-40	49-81	49-81	49-81	61-101	61-101	61-101	61-101	121-199	121-199	121-199	121-199
13-25	13-25	13-25	25-49	25-49	25-49	31-61	31-61	31-61	31-61	61-122	61-122	61-122	61-122
10-22	10-22	10-22	16-40	16-40	16-40	20-49	20-49	20-49	20-49	40-101	40-101	40-101	40-101
40-80	40-80	40-80	80-161	80-161	80-161	100-202	100-202	100-202	100-202	197-412	197-412	197-412	197-412
52-69	52-69	52-69	103-138	103-138	103-138	129-171	129-171	129-171	129-171	257-351	257-351	257-351	257-351
52-69	52-69	52-69	16-40	16-40	16-40	129-171	129-171	129-171	129-171	257-351	257-351	257-351	257-351
10-22	10-22	10-22				22-49	22-49	22-49	22-49	50-101	50-101	50-101	50-101
61-183	61-183					151-458	151-458	151-458	151-458				
61-183	61-183					151-458	151-458	151-458	151-458				
16-33	16-33					40-80	40-80	40-80	40-80				
14-22	14-22					35-49	35-49	35-49	35-49				
32-65	32-65					79-159	79-159	79-159	79-159				
29-52	29-52					70-130	70-130	70-130	70-130				
29-52	29-52					70-130	70-130	70-130	70-130				
						4-8	4-8	4-8	4-8	8-16	8-16	8-16	8-16














TECHNICAL INFORMATION FOR HP ENDMILLS

Informacion Tecnica para Fresas de Carburo de Alto Rendimiento

Endmills	V4 Stub and Standard	V4 Long	V5 Stub and Standard	V5 Long	Roughers	Roughers	HY5 Stub and Standard	HY5 Long	F45 Standard	F45 Standard	AlumaZip	TwisterMill
												
Series	PowerA	PowerA	PowerA	PowerA	Uncoated	PowerA	PowerA	PowerA	Uncoated	PowerA	Uncoated	Uncoated
	500-0,-2,-4,-5,-6,-7,-8, 502-0,-2,-4,-5,-6,-7,-8	501-0,-2,-4,-5,-6,-7,-8	508-0,-2,-4,-5,-6,-7,-8, 510-0,-2,-4,-5,-6,-7,-8	509-0,-2,-4,-5,-6,-7,-8	533-0,-1,-2	533-0,-1,-2	545-0,-2,-4,-5,-6,-7,-8, 547-0,-2,-4,-5,-6,-7,-8	546-0,-2,-4,-5,-6,-7,-8	511-0,2,3,4,5	511-0,2,3,4,5	530-0,2,4,5,6	532-0
Material Group	vc m/min											
1.1	151-244	100-138	151-244	100-138	79-121	151-214	151-427	99-275				
1.2	151-244	100-138	151-244	100-138	79-121	151-214	151-427	99-275				
1.3	121-161	68-101	121-161	68-101	61-80	121-168	100-305	67-199				
1.4	121-161	68-101	121-161	68-101	61-80	121-168	100-305	67-199	67-199	100-305		
1.5	76-122	50-69	100-214	50-69	40-61	76-122	100-199	67-130	67-130	100-199		
1.6	40-77	31-51	100-214	31-51	20-40	38-80	100-199	67-130	67-130	100-199		
1.7	40-77	31-51	100-214	31-51			100-199	67-130	67-130	100-199		
1.8	40-77	31-51	100-214	31-51			100-199	67-130	67-130	100-199		
1.9												
2.1	76-244	50-101	76-244	50-101	40-80	76-168	76-244	49-159	49-159	76-244		50-101
2.2	61-183	38-61	61-183	38-61	31-49	61-100	61-183	40-122	40-122	61-183		41-61
2.3	50-92	31-51	50-92	31-51	25-40	49-80	31-92	20-61	20-61	31-92		25-55
2.4	44-61	34-49	44-61	34-49								
3.1	64-214	68-122	64-214	68-122	49-80	97-168	61-199	40-130				
3.2	55-168	61-101	55-168	61-101	40-71	79-138	50-176	31-116				
3.3	46-138	50-69	46-138	50-69	35-49	70-100	41-141	28-92				
3.4	34-101	38-61	34-101	38-61	25-40	49-80	31-92	20-61				
4.1	61-122	61-101	100-305	61-101	61-101	121-199	100-305	67-199	67-199	100-305		79-130
4.2	38-101	50-69	76-244	50-69	40-61	79-122	79-244	40-159	40-159	79-244		50-80
4.3	40-61	31-39	40-122	31-39	20-31	40-61	40-122	26-80	26-80	40-122		25-42
5.1	100-214	68-122	100-305	68-122	61-101	121-199	100-305	67-199	67-199	100-305		79-130
5.2	76-244	38-69	76-244	38-69	31-61	91-122	79-244	52-159	52-159	79-244		40-80
5.3	40-122	31-61	40-122	31-61	20-49	40-100	40-122	26-80	26-80	40-122		25-71
6.1					100-202							
6.2					129-171							197-260
6.3					129-171							197-260
6.4					20-49							41-80
7.1					49-458					363-915		
7.2					61-458					363-915		
7.3					40-80					302-762		
7.4					35-49					100-458		
8.1					79-159					197-610		
8.2					70-130					91-275		
8.3					70-130							
9.1												

SPEEDS AND FEEDS FOR MATERIAL APPLICATIONS

Velocidades y Avances Para las Aplicaciones de Materiales

HyperMill	Mold Mills Standard Length	Mold Mills Standard Length	Mold Mills Standard Length	Mold Mills Long Length	Mold Mills Long Length	Mold Mills Long Length	AxMill 2 Flute Standard Length	AxMill 2 Flute Long Length	AxMill 2 Flute Stub Length	AxMill 3 Flute Standard Length	AxMill 3 Flute Long Length	AxMill 3 Flute Stub Length
												
Uncoated	Uncoated	PowerA	PowerN	Uncoated	PowerA	PowerN	Uncoated	Uncoated	Uncoated	Uncoated	Uncoated	Uncoated
528-0	540-4, -6, -8, 541-0, -2, 542-0, -1	540-4, -6, -8, 541-0, -2, 542-0, -1	540-4, -6, -8, 541-0, -2, 542-0, -1	537-0, -4, 542-2, -3, 543-1	537-0, -4, 542-2, -3, 543-1	537-0, 542-2, 543-1	514-0, -2, -4, -5, -6, -7, -8	515-0, -2, -4, -5, -6, -7	516-0, -2, -4, -5, -6, -7, -8	520-0, -2, -4, -5, -6, -7, -8	521-0, -2, -4, -5, -6, -7, -8	522-0, -2, -4, -5, -6, -7, -8
vc m/min												
	50-71	100-141	139-199	31-43	61-84	85-119						
	50-71	100-141	139-199	31-43	61-84	85-119						
	35-51	70-101	99-141	22-31	43-61	61-86						
	35-51	70-101	99-141	22-31	43-61	61-86						
	26-36	50-71	70-100	16-22	31-43	43-61						
	16-31	31-61	43-86	13-23	19-37	26-52						
	16-31	31-61	43-86	13-23	19-37	26-52						
	16-31	31-61	43-86	13-23	19-37	26-52						
	16-31	40-77	43-86									
	26-51	50-101	70-141	19-37	31-61	43-86						
	22-31	41-61	58-86	16-23	25-37	35-52						
	16-26	31-51	43-71	13-22	19-31	26-43						
	26-46	50-92	70-141	19-34	31-55	43-77						
	31-51	61-101	85-141	23-37	37-61	52-86						
	26-36	50-71	58-86	19-26	31-43	43-61						
	22-31	41-61	58-86	16-23	25-37	35-52						
	35-61	70-122	99-171	22-45	43-74	61-104						
	26-36	50-71	70-100	19-26	31-43	43-61						
	16-22	31-42	43-58	13-16	19-25	26-36						
	35-61	70-122	99-171	22-45	43-74	61-104						
	22-36	41-71	58-100	16-22	25-43	35-61						
	16-31	31-61	43-86	13-23	19-37	26-52						
	61-122	121-244	170-336	44-89	73-147	103-205						
	99-122	197-244	272-336	71-89	118-147	166-206	242-305	242-305	242-305	242-305	242-305	242-305
	99-122	197-244	272-336	71-89	118-147	166-206	182-275	182-275	182-275	182-275	182-275	182-275
	22-36	41-71	58-100	16-22	25-43	35-61	129-171	129-171	129-171	129-171	129-171	129-171
							20-49	20-49	20-49	20-49	20-49	20-49
363-915							363-762	363-762	363-762	363-762	363-762	363-762
363-915							182-366	182-366	182-366	182-366	182-366	182-366
302-762							151-244	151-244	151-244	151-244	151-244	151-244
100-458							91-183	91-183	91-183	91-183	91-183	91-183
197-610							197-610	197-610	197-610	197-610	197-610	197-610
91-275							91-275	91-275	91-275	91-275	91-275	91-275
							70-130	70-130	70-130	70-130	70-130	70-130

TECHNICAL INFORMATION

Terms and Conditions - Términos y condiciones

To Order

Faxed or e-mailed orders are required. Please specify quantity and EDP/Part numbers.

Minimum Orders: \$50 for standard items, \$200 for special orders. Orders below \$50 are subject to a \$7.50 handling fee.

Standard Payment Terms

Overseas customers: Prepaid.

US customers: Net 30 Days, pending credit approval, past due after 30 days from billing date.

Freight

International orders are shipped under the Incoterm ExWorks. Mastercut Tool Corp. offers daily service with FedEx and UPS. Shipments made Pre-Pay & Add on Mastercut's FedEx or UPS accounts are subject to a \$2.50 handling fee for domestic shipments and a \$25.00 handling fee for international shipments. We are also happy to utilize any freight carrier when shipping on a collect or third-party account, with no additional handling fee.

Return Policy

We do not accept returns on items which we do not maintain in stock. Returns are subject to a 25% re-stocking fee. No returns on specials. No returns will be accepted beyond 2 months from date of shipment.

Additional Offerings

Special Tooling for your requirements.

When you need a non-standard tool for a specific job, give us a call. Requirements for special tooling or modifications of existing standard items will be given prompt, expert attention.

Para hacer pedidos

Se requiere que los pedidos sean enviados por fax o correo electrónico. Por favor especifique la cantidad y los números EDP/Parte.

El mínimo por pedido es de \$50 para artículos estándar y \$200 para pedidos especiales. Los pedidos menores de \$50 están sujetos a el pago de \$7.50 como tasa de gestión.

Términos de pago estándar

Cientes extranjeros: Prepago.

Cientes de Estados Unidos: 30 días netos con aprobación de crédito pendiente, vencido luego de 30 días de la fecha de facturación.

Flete

Los pedidos internacionales se envían bajo las ExWorks Incoterm. Mastercut Tool Corp., ofrece servicio diario con FedEx y UPS. Los envíos prepagados y añadidos en cuentas FedEx o UPS de Mastercut están sujetos al pago de \$2.50 como tasa de gestión para envíos nacionales y de \$25.00 para envíos internacionales. También nos complace utilizar cualquier transporte de carga, cuando se realizan envíos en cuentas de cobro o terceras partes sin tasa adicional de gestión.

Política de devoluciones

No aceptamos devoluciones de artículos que no mantengamos en existencia. Las devoluciones están sujetas al 25% de tasa de reposición. No se aceptan devoluciones de especiales. No se aceptarán devoluciones luego de 2 meses de la fecha de envío.

Ofertas adicionales

Herramientas especiales con sus requisitos

Llámenos cuando necesite una herramienta no estándar para un trabajo específico. Se le dará atención oportuna y especializada a los requisitos de herramientas especiales o modificaciones de artículos estándar.



**Please contact us for
our full line of fractional
products**

**Por favor contáctenos para
nuestra línea completa de
productos fraccionados**



**Metric catalog available in the
following languages:**

**Catálogo métrico disponible en el
siguientes idiomas:**

**Chinese
English
French
German
Italian**

**Japanese
Korean
Portuguese
Russian
Spanish**



SOLID CARBIDE ENDMILLS
FRESAS ESTÁNDAR



HIGH PERFORMANCE ENDMILLS
FRESAS DE ALTO RENDIMIENTO

PRO+ PERFORMANCE
FRESAS DE PRO+ RENDIMIENTO



ROUTERS FOR WOOD, PLASTIC, AND FIBERGLASS
ROUTERS PARA MADERA, PLÁSTICO Y FIBRA DE VIDRIO

DRILLS, COUNTERSINKS
BROCAS, AVELLANADORES

REAMERS
ESCARIADORES



CARBIDE BURS
LIMAS ROTATIVAS



Mastercut Tool Corp. - Corporate Headquarters
965 Harbor Lake Dr.
Safety Harbor, Florida 34695 USA
Tel: (727) 726-5336
Fax: (727) 725-2532

Mastercut Tool Corp. - European Warehouse
Heliumstraat 8
7463PL Rijssen
Netherlands
Tel: +31 404 002839

Email: sales@mastercuttool.com
Web: www.mastercuttool.com



Proudly Distributed By:

